



## **WOOD PRODUCTS GUIDE**

**SIDING**

**TRIM, MOLDING, FLOORING & GUTTERS**

**ROOFING**

**DECKING**





The Distribution Partner You Can Count On

**COASTAL FOREST PRODUCTS** takes great pride in providing our customers with a wide variety of wood products for their exterior and interior projects.

**UTILIZING OUR EXPERIENCE,** knowledge and strong vendor relationships, we are able to procure and maintain a diverse stock of high quality wood species and profiles from sawmills and vendors around the world.

**COASTAL IS COMMITTED TO ENVIRONMENTAL ACCOUNTABILITY** and sustainable sourcing whenever possible and our sales team maintains an impressive level of expertise to assist you in selecting the right material, grade, and profile for your specific application.

**NEED A CUSTOM COLOR FINISH?** Our sister company, Quality Wood Priming, provides pre-primed and color finishing options.

**LOOKING FOR A CUSTOM PATTERN FOR A PROJECT?** Custom Milling Services are now available from Coastal!

**ASK YOUR COASTAL SALES REPRESENTATIVE FOR MORE INFORMATION.**

## TABLE OF CONTENTS

### SIDING

Bevel Siding	
• Western Red Cedar . . . . .	4
• Western Hemlock . . . . .	5
Shingles	
• Eastern White Cedar . . . . .	6
• Western Red Cedar . . . . .	7
• Alaskan Yellow Cedar . . . . .	10
Shou Sugi Ban . . . . .	11
Patterns	
• Western Hemlock . . . . .	12
• Western Red Cedar . . . . .	13
Rainscreen	
• Ipe, Garapa, Cumaru and Western Red Cedar Rainscreen . . . . .	16
• Vanish™ Rainscreen Clip System . . . . .	17

### TRIM, MOLDING, FLOORING & GUTTERS

Douglas Fir Trim . . . . .	18
Douglas Fir Flooring . . . . .	19
Douglas Fir Gutter . . . . .	20
Poplar Trim . . . . .	21
Primed, Treated Pine Trim . . . . .	23
Primed, Pine Trim . . . . .	24
Primed, Treated Pine Molding . . . . .	25
Red Oak Trim . . . . .	28
Western Hemlock Trim . . . . .	29
Western Red Cedar Trim . . . . .	30

### ROOFING

Alaskan Yellow Cedar . . . . .	32
Western Red Cedar . . . . .	33

### DECKING

Atlantic White Cedar . . . . .	34
Alaskan Yellow Cedar . . . . .	34
Western Red Cedar . . . . .	35
Ipe . . . . .	36
Garapa . . . . .	38
Red Balau . . . . .	39
Deck Tile & Pedestal System . . . . .	40
Deck Railing Components . . . . .	42
Railing Post Cap . . . . .	43
Western Red Cedar . . . . .	44

### COASTAL COLOR PALETTE

• Stock and Custom Pre-Finished Options . . . . .	46
---	----





ELITE™ WESTERN RED CEDAR BEVEL SIDING

When properly finished and maintained, Western Red Cedar is an ideal choice as a bevel siding material. WRC Siding is a very popular wood siding material as it combines its traditional aesthetic appeal with a natural resistance to decay and attack from insects. Elite WRC bevel siding has a pre-sanded face to further enhance its appearance and acceptance of paints or stains.

Elite Bevel Solid siding is a consistent and superior quality of Western Red Cedar and is available in three grades.



Grade	CVG, AYE, AYE TEX & TEX FJ PR
Width	6", 8" and 10"
Surface	Smooth & Rough
Milling	Solid & Finger-Joint
Finish	Raw, Primed & Pre-Finished (custom)
Length	Various lengths depending on material



Pre-finished, FJ AYE smooth bevel siding (oil primer, with latex top coat, smooth side) is now in stock (white or gray).

PRODUCT SPECIFICATIONS

WESTERN RED CEDAR – RAW BEVEL			
Product Code	Grade	Size	Length
CKX126	CVG SM	1/2" x 6"	3'-20'
CKX126-620	CVG SM	1/2" x 6"	6'-20'
CKX126LONG	CVG SM	1/2" x 6"	17'-20'
CKX128	CVG SM	1/2" x 8"	3'-20'
CKX348	CVG SM	3/4" x 8"	3'-20'
CKX3410	CVG SM	3/4" x 10"	3'-20'
CKX126FJ	CVG SM FJ	1/2" x 6"	16' + TB*
CKY126FJ	CVG TEX FJ	1/2" x 6"	16' + TB*
CFX124	A+ SM	1/2" x 4"	3'-20'
CFX126	A+ SM	1/2" x 6"	3'-20'
CFX126-620	A+ SM	1/2" x 6"	6'-20'
CFX128	A+ SM	1/2" x 8"	3'-20'
CFX348	A+ SM	3/4" x 8"	3'-20'
CFX3410	A+ SM	3/4" x 10"	3'-20'
CFX126FJ	A+ SM FJ	1/2" x 6"	16' + TB*
CFY126	TEX	1/2" x 6"	3'-20'
CFY126-620	TEX	1/2" x 6"	6'-20'
CFY126FJ	TEX	1/2" x 6"	16' + TB*
CFY128	TEX	1/2" x 8"	3'-20'
CFY3410	TEX	3/4" x 10"	3'-20'

WESTERN RED CEDAR – PRIMED BEVEL			
Product Code	Grade	Size	Length
CKX126PG	CVG SM PR	1/2" x 6"	3'-20'
CKX126620P	CVG SM PR	1/2" x 6"	6'-20'
CKX128PG	CVG SM PR	1/2" x 8"	3'-20'
CKXCP	CVG SM FJ PR	1/2" x 6"	16' + TB*
CKYPGFJ	CVG TEX FJ PR	1/2" x 6"	16' + TB*
CKXPGFJ16	CVG SM FJ PR	1/2" x 6"	16'
CKX128PGFJ	CVG SM FJ PR	1/2" x 8"	16' + TB*
CKX3410PGFJ	CVG SM FJ PR	3/4" x 10"	16' + TB*
CFX126PG	A+ SM PR	1/2" x 6"	3'-20'
CFXPG-620	A+ SM PR	1/2" x 6"	6'-20'
CFX128PG	A+ SM PR	1/2" x 8"	3'-20'
CFXCP	A+ SM FJ PR	1/2" x 6"	16' + TB*
CFY126PG	TEX PR	1/2" x 6"	3'-20'
CFYPG-620	TEX PR	1/2" x 6"	6'-20'
CFY128PG	TEX PR	1/2" x 8"	3'-20'
CFYCP	TEX FJ PR	1/2" x 6"	16' + TB*

COLOR OPTIONS

Refer to page 50 for color selection

\* 3% - 5% Trimbacks 6' - 15'

WESTERN HEMLOCK BEVEL SIDING

Western Hemlock is an ideal choice as a bevel siding material. Kiln-drying inhibits natural staining of the wood, improves its strength & stiffness, enhances appearance, and increases resistance to decay and attack from insects. Western Hemlock is also resin-free which improves its acceptance of paints, stains and clear finishes with excellent results. Coastal Forest Products provides the added benefit of its in-house, controlled priming process which features a high quality, durable alkyd primer supplied by industry leader, PPG Industries®.



Grade	CVG SM
Width	6", 8" & 10"
Surface	Smooth
Milling	Solid & Finger-Joint
Finish	Raw, Primed & Pre-Finished (custom)
Length	See table below

PRODUCT SPECIFICATIONS

WESTERN HEMLOCK – RAW BEVEL			
Product Code	Grade	Size	Lengths
HKX126	CVG SM	1/2" x 6"	3' - 20'
HKX128	CVG SM	1/2" x 8"	3' - 20'
HKX3410	CVG SM	3/4" x 10"	3' - 20'
HKX126FJ	CVG SM FJ	1/2" x 6"	16' + TB*

WESTERN HEMLOCK – PRIMED BEVEL			
Product Code	Grade	Size	Lengths
HKX1260P	CVG SM PR	1/2" x 6"	3' - 20'
HKX12866200P	CVG SM PR	1/2" x 6"	6' - 20'
HKX1280P	CVG SM PR	1/2" x 8"	3' - 20'
HKX126PGFJ	CVG SM FJ	1/2" x 8"	16' + TB*

\* 3% - 5% Trimbacks 6' - 15'



- Available in CVG Smooth and CVG Smooth Primed
- Custom colors and custom finishing available from Quality Wood Priming in Bow, NH



EASTERN WHITE CEDAR SHINGLES

Backed by the peace-of-mind warranty program, SBC Shingles come in a wide range of colors and finishes. Each manufacturing step is performed at SBC in a controlled environment.

- Easy installation system
  - Nail line on every shingle
  - Installation tool
  - Touch-up kits
- Minimum 3-7/16" shingles width
  - 15% larger than industry standard.
- Graded on both faces.
- R&R precision 1/64" to 10" Truest R&R shingles on the market.
- Kiln-dried by dehumidification: Producing shingles that are less brittle and susceptible to cracking.
- Exclusive factory finish "dipping" process puts more stain where it counts, below the 5" exposure line.

Grade	Sidewall Select AB, & 2 <sup>nd</sup> Clear C
Width	Varies
Surface	Sawn
Milling	R&R & Regular
Finish	Raw or Pre-Finished*
Length	16"

Sidewall Select AB	No imperfections over exposed surface. Wider for faster installation and better appearance.
Clear B	Clear exposed face
Clear C	Sound knots exposed surface

PRODUCT SPECIFICATIONS

Dimensions	EWC Shingles
Butt Thickness	3/8"
Length	16"
Width	3" -12" (min. 3-7/16" in Sidewall Select AB)

ADDITIONAL EASTERN WHITE CEDAR SHINGLE OPTIONS

GREEN SHINGLES - R&R				
Product Code	Grade	Unit	Bdls/SQ	Exposure
GSER R&R	Extra	48	4	5"
GSCR R&R	Clear	48	4	5"
GS2 R&R	2nd Clear	48	4	5"



Sidewall Select AB



- Mix of extra "A" and Clear "B" grades.
- No edging is required for these two grades
- No imperfections on their exposed face

2nd Clear



10-10



Designer Shape Shingles\*



Designer shape shingles adds a distinctive touch to any project.

\*All designer shape shingles are 4-13/16" wide

COLOR OPTIONS

Refer to page 51 for color selection




ELITE™ WESTERN RED CEDAR SHINGLES

Coastal Forest Products has partnered with SBC Cedar and PPG Machine Applied Coatings to bring you Elite branded, stained Western Red Cedar shingles. Elites are #1 Grade 100% edge grain Kiln-Dried Western Red Cedar re-butt and re-jointed (R & R) shingles available factory stained in a variety of finishes and popular colors, in-stock and on the ground ready for prompt shipment.

#1 GRADE

- No grades to choose from, just the very best grade produced for sidewall shingles
- Always Kiln-Dried to proper moisture content for superior coating adhesion
- 100% Clear, never any knots or defects, easier to work with
- 100% Heartwood provides a longer lasting shingle
- 100% Edge grain insures smoother and more consistent surfaces and superior coating adhesion versus shingles cut with flat grain
- 100% Edge grain also creates better dimensional stability, therefore enhancing the performance of the coatings applied



COLOR OPTIONS

Refer to page 50 for color selection



PRODUCT SPECIFICATIONS

R & R SHINGLES			
Grade	Size	Exposure	Butt
#1 R&R KD	18"	7"	.45"

Shingle Exposure	Approximate Square Foot Coverage Per Box	Boxes Needed Per 100 Sq. Ft. Coverage
5"	18	5.56
5-1/2"	19.5	5.13
6"	21.5	4.66
6-1/2"	23	4.36
7"	25	4





WESTERN RED CEDAR SHINGLES & SHAKES

Known for its excellent physical properties and appearance characteristics for exterior applications on both roof surfaces, as well as in siding applications. WRC grows just west of the Rocky Mountains and from Alaska down through British Columbia in Canada, through Washington state, to Oregon and the western parts of Idaho.

WRC has natural variances in color, from a light yellow on the extreme light side to a dark chocolate brown on the extreme dark side. This color variation can even happen within the same tree!

Available in different lengths, thicknesses, cuts and grades, all with special applications in the cedar shingle and shake market.



PRODUCT SPECIFICATIONS

Product Code	Product Description	Grade	Bundle/Boxes Per Square	Exposure	Butt
FIVEX	16"	#1	4 Bundles	5"	3/8"
Product Code	PERFECTIONS 18"/24"	Grade	Bundle/Boxes Per Square	Exposure	Butt
PERF	18" Perfection Bureau Stock	#1	4 Bundles	5-1/2"	3/8"
PERFQ	18" Perfection NON-Bureau Stock	#1	4 Bundles	5-1/2"	3/8"
PERFPT	18" Perfection Pressure Treated CCA	#1	4 Bundles	5-1/2"	3/8"
PERFFT	18" Perfection Fire Treated Bureau	#1	4 Bundles	5-1/2"	3/8"
PERFKD	18" Perfection Kiln-Dried (Special Order)	#1	4 Bundles	5-1/2"	3/8"
PERF2	18" Perfection #2 Grade	#2	4 Bundles	5-1/2"	3/8"
ROYAL	24" Royals	#1	4 Bundles	7-1/2"	24" Royals
Product Code	R & R 18"	Grade	Bundle/Boxes Per Square	Exposure	Butt
RR	R & R #1 KD	#1	1 Box	14"	3/8"
RR2	R & R #2 KD	#2	1 Box	14"	3/8"
RRPG	R & R #1 KD Primed Grey Bureau	#1	1 Box	14"	3/8"
RRPW	R & R #1 KD Primed White Bureau	#1	1 Box	14"	3/8"
Product Code	R & R SANDED FACE 18" (Special Order)	Grade	Bundle/Boxes Per Square	Exposure	Butt
RRHALFS*	Natural Sanded Face	#1	2 Boxes	14"	3/8"
RRHALFPWS*	Primed White Sanded Face	#1	2 Boxes	14"	3/8"

\*(Special Order)



For additional information, please visit our website at [www.coastalfp.com](http://www.coastalfp.com)


PRODUCT SPECIFICATIONS

Product Code	R & R GROOVED 18"	Grade	Bundle/Boxes Per Square	Exposure	Butt
PGROOVEDHA	Primed Grey Grooved - Half Sq. Ctn	#1	2 Boxes	14"	3/8"
PGROOVEDHAWH	Primed White Grooved - Half Sq. Ctn.	#1	2 Boxes	14"	3/8"
PGROOVED	Primed Grey Grooved - Full Sq. Ctn.	#1	1 Box	14"	3/8"
GROOVEDHAL	Natural Grooved - Half Sq. Ctn.	#1	2 Boxes	14"	3/8"
GROOVED	Natural Grooved - Full Sq. Ctn.	#1	1 Box	14"	3/8"
TAPER18	Tapersawn 18" 100% E.G	#1	5 Bundles	7-1/2"	5/8"
TAPER18FT	Tapersawn 18" 100% E.G. Fire Treated	#1	5 Bundles	7-1/2"	5/8"
TAPER18PT	Tapersawn 18" 100% E.G. CCA Treated	#1	5 Bundles	7-1/2"	5/8"
TAPER24	Tapersawn 24" 100% E.G. (Special Order)	#1	5 Bundles	10"	5/8"

Product Code	R & R 24"	Grade	Bundle/Boxes Per Square	Exposure	Butt
RR24	R & R 24"	#1	4 Boxes	7-1/2"	1/2"
RR24PG	R & R Primed Gray 24"	#1	4 Boxes	7-1/2"	1/2"

Product Code	Fancy Cuts – Description	Grade	Boxes Per Square	Exposure	Butt
FISH	Fishscale	#1	4	7-1/2"	3/8"
ARROW	Arrow	#1	4	7-1/2"	3/8"
ROUND	Round	#1	4	7-1/2"	3/8"
DIAMOND	Diamond	#1	4	7-1/2"	3/8"
OCTAGON	Octagon	#1	4	7-1/2"	3/8"
HALF	Half-Cove	#1	4	7-1/2"	3/8"
DIAGONAL	Diagonal	#1	4	7-1/2"	3/8"
HEX	Hexagonal	#1	4	7-1/2"	3/8"

Designer Fancy Cut Shingle Options      Photos courtesy of Cedar Shake and Shingle Bureau. Consult [www.cedarbureau.org](http://www.cedarbureau.org) for the most current technical details.



\*All designer shape shingles are 5" wide





**ALASKAN YELLOW CEDAR SHINGLES**


Alaskan Yellow Cedar is grown in the Pacific Northwest of the US and British Columbia, Canada. AYC is 33% heavier than it's counterparts (Western Red Cedar and Easter White Cedar). This gives it straight grain patterns, smoother texture, and very little shrinkage over time. Structurally, that puts AYC in the class of Douglas Fir for strength! Mold and decay are inhibited by natural tannins and oils that are slowly released as the shingles age. Left to weather naturally, they age from a uniform pale yellow color to an attractive soft silver gray patina. These features and more make AYC a popular choice for homeowners, designers and architects who appreciate these distinctive characteristics.



Grade	#1
Width	4" and Wider
Surface	Sawn
Milling	Perfection, Tapersawn, R&R
Finish	Raw
Length	18"

**PRODUCT SPECIFICATIONS**

Item Code	Description	Grade	Bdls/SQ	Exposure	Butt
PERFAY	Alaskan Yellow 18" Perfection	#1	4	5-1/2"	3/8"
TAPER18AY	Alaskan Yellow 18" Tapersawn	#1	5	7-1/2"	5/8"
RRAY	Alaskan Yellow 18" R&R Sanded Face	#1	1	14"	3/8"



**CINDER WOOD PRODUCTS**

Cinder Wood Products introduces a modern invigoration of the Shou Sugi Ban method. This ancient Japanese technique of charring the surface of wood provides a long-lasting and striking wood finish which is a unique and natural option for exterior or interior sidewall applications.

The charred wood effect adds a unique dynamic texture to the surface of the wood, while the burning method preserves and weatherproofs the wood.

Depending on species, duration and intensity of the flame, and whether and how they are brushed after the flame, the surface effect will vary.

**CUSTOM FINISHES TO FIT YOUR STYLE**

Cinder Wood Sou Sugi Ban wood includes Western Red Cedar, Red Oak, Eastern White Pine, Western Hemlock, and Cypress. Depending on the species, duration and intensity of the flame, and whether and how they are brushed after the flame, the surface effect willll vary. Cinder wood is committed to custom charred wood finishes and collaboration with archiects and designers.





WESTERN HEMLOCK PATTERNS

Western Hemlock has a wide variety of uses including siding, trim, cabinetry, flooring, paneling, ceilings, soffits, and more. It is an established softwood specie that provides a beautiful pale color with a uniform, attractive grain pattern. The kiln-drying process improves its strength and stiffness, and further enhances its appearance.

Grade	C and Better Vertical Grain
Width	4", 6" & 8"
Surface	Graded to smooth face
Milling	WP4 T&G, Beaded T&G, CM T&G, Nickel Gap T&G
Finish	Raw
Length	8' to 20'

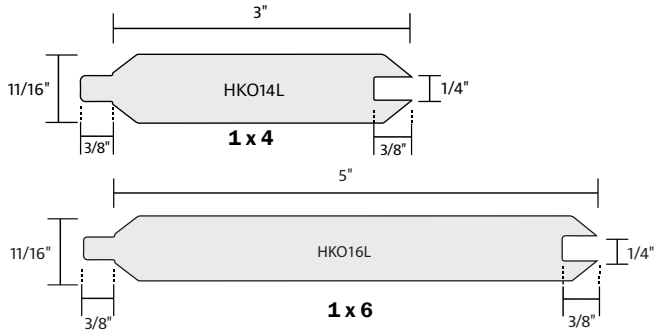


PRODUCT SPECIFICATIONS

WP4 T&G

Graded to the Smooth Face/Back is Bandsawn

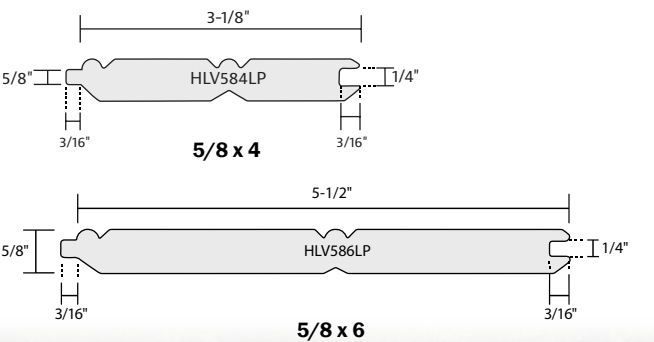
WP4 T&G			
Product Code	Nominal	Actual	Lengths
HK014L	1 x 4	11/16" x 3"	8'-20'
HK016L	1 x 6	11/16" x 5"	8'-20'



Beaded T & G

Graded on Beaded Side

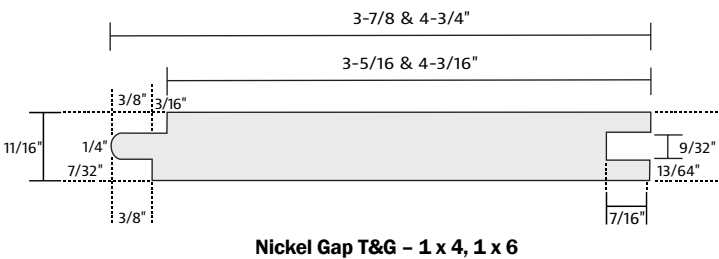
BEADED T&G			
Product Code	Nominal	Actual	Lengths
HLV584LP	5/8 x 4	5/8" x 3-1/2"	8'-20'
HLV586LP	5/8 x 6	5/8" x 5-1/2"	8'-20'



Nickel Gap T&G

Graded on Nickel Gap Side/Gap is 3/16"

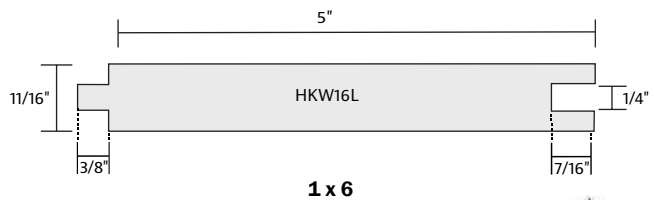
NICKEL GAP T&G			
Product Code	Nominal	Actual	Lengths
HKW14LPNG	1 x 4	11/16" x 3-7/8"	8'-20'
HKW16LPNG	1 x 6	11/16" x 4-3/4"	8'-20'



Center Match T&G

Graded to the Smooth Face - Back is Smooth

NICKEL GAP T&G			
Product Code	Nominal	Actual	Lengths
HKW16LP	1 x 6	11/16" x 5"	8'-20'



CUSTOM MILLING OPTIONS AVAILABLE

Contact Us for Details



ELITE™ WESTERN RED CEDAR PATTERNS

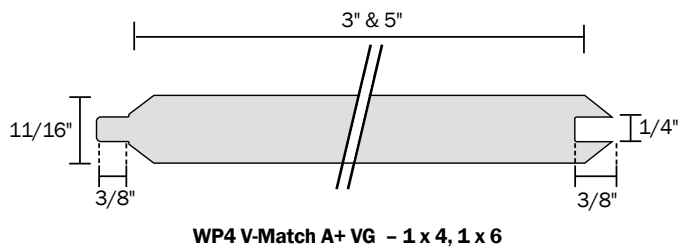
Western Red Cedar pattern boards are widely used for interior and exterior applications because of their warm appearance and versatility. Boards may be installed horizontally, vertically or diagonally, each method giving a distinctly different look

Grade	A+ VG, A + MG
Width	4", 6" & 8"
Surface	Raw (Smooth face & resawn back)
Milling	WP4 V-Match, Center Match
Finish	Raw
Length	6' through 20'

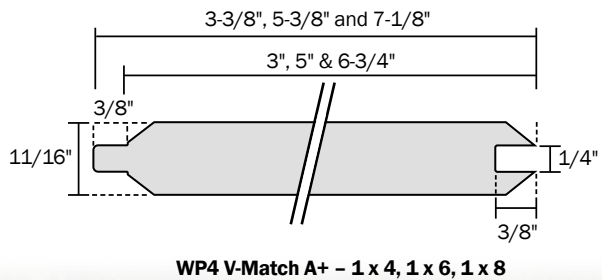


PRODUCT SPECIFICATIONS

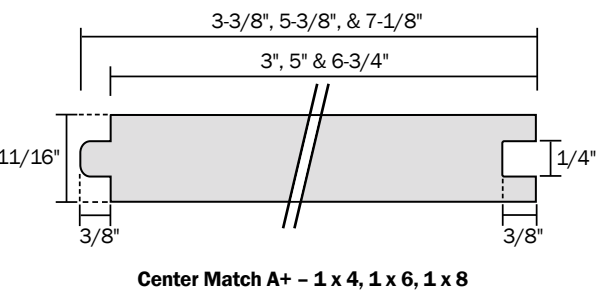
WP4 V-MATCH A+ VG			
Product Code	Nominal	Actual	Lengths
CK014L	1 x 4	11/16" x 3"	3'-20'
CK016L	1 x 6	11/16" x 5"	6'-20'



WP4 V-MATCH A+			
Product Code	Nominal	Actual	Lengths
KEYCF014L	1 x 4	11/16" x 3	6'-20'
KEYCF016L	1 x 6	11/16" x 5"	6'-20'
CF014L	1 x 4	11/16" x 3	6'-20'
CF016L	1 x 6	11/16" x 5"	6'-20'
CF018L	1 x 8	11/16 x 6-3/4"	6'-20'



CM CENTER MATCH A+			
Product Code	Nominal	Actual	Lengths
CFW14L	1 x 4	11/16" x 3"	6'-20'
CFW16L	1 x 6	11/16" x 5"	6'-20'
CFW18L	1 x 8	11/16" x 6-3/4"	6'-20'



CUSTOM MILLING OPTIONS AVAILABLE

Contact Us for Details



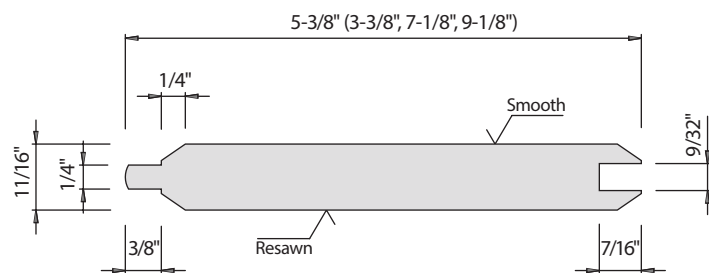


**STK CEDAR PATTERNS**

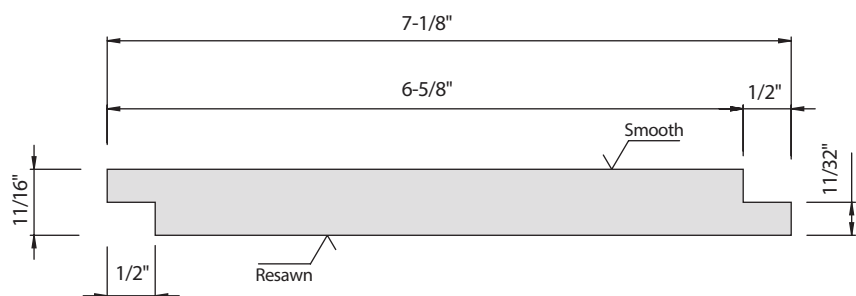
Western Red Cedar Select Tight Knot (STK) grade has a lot of visual character and is used on siding, interior paneling or almost any application. The knots on this grade are sound and tight.



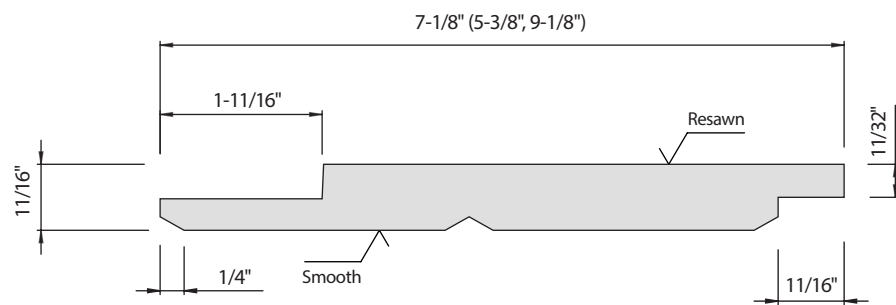
WP4 V-MATCH STK - 1 X 4, 1 X 6, 1 X 8			
Product Code	Nominal	Actual	Lengths
CIO14L	1 x 4	11/16" x 3"	8'-20'
CIO16L	1 x 6	11/16" x 5"	8'-20'
CIO18L	1 x 8	11/16" x 6-3/4"	8'-20'



SHIPLAP LAP STK - 1 X 8			
Product Code	Nominal	Actual	Lengths
CIL18LTP	1 x 8	11/16" x 7-1/8"	6'-20'



CHANNEL RUSTIC STK - 1X8			
Product Code	Nominal	Actual	Lengths
CIQ18LTP	1 x 8	11/16" x 7-1/8"	6'-20'



**CUSTOM MILLING  
OPTIONS AVAILABLE**

Contact Us for Details



For additional information, please visit our website at [www.coastalfp.com](http://www.coastalfp.com)





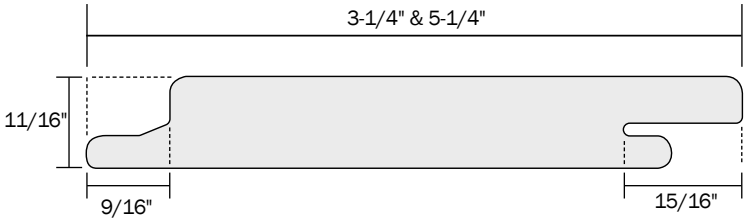
**IRON WOODS®**  
**VANISH RAINSCREEN**

The Vanish Rain Screen System represents a significant leap forward in Rain Screen design. Our unique Vanish Rain Screen clips and Vanish Siding profile provide both horizontal and vertical ventilation also eliminating the appearance of fasteners from the building aesthetic which represents a significant improvement over traditional rain screen applications. The Iron Woods Vanish Rain Screen™ System completely eliminates the need for face fastening.

Traditional closed cladding profiles like T&G, WP4, Ship lap and custom profiles are available by special order in the full range of Iron Woods species.



<b>Grade</b>	Premium Select KD
<b>Width</b>	4" (special order) & 6"
<b>Surface</b>	Smooth
<b>Milling</b>	Rainscreen Pattern
<b>Finish</b>	Raw
<b>Length</b>	6'-15'



**PRODUCT SPECIFICATIONS**

IPE - Premium Select KD Grade			
Product Code	Nominal	Actual	Lengths
SPECIAL ORDER	1 x 4	11/16" x 3-1/4"	6'-15'
IO106VRS-P	1 x 6	11/16" x 5-1/4"	6'-15'

GARAPA- Premium Select KD Grade			
Product Code	Nominal	Actual	Lengths
SPECIAL ORDER	1 x 4	11/16" x 3-1/4"	6'-15'
G0106VRSKDFSC	1 x 6	11/16" x 5-1/4"	6'-15'

CUMARU- Premium Select KD Grade			
Product Code	Nominal	Actual	Lengths
SPECIAL ORDER	1 x 6	11/16" x 5-1/4"	6'-15'

RED CEDAR- CLEAR VG GRADE			
Product Code	Nominal	Actual	Lengths
SPECIAL ORDER	1 x 4	11/16" x 3-1/4"	6'-15'
SPECIAL ORDER	1 x 6	11/16" x 5-1/4"	6'-15'

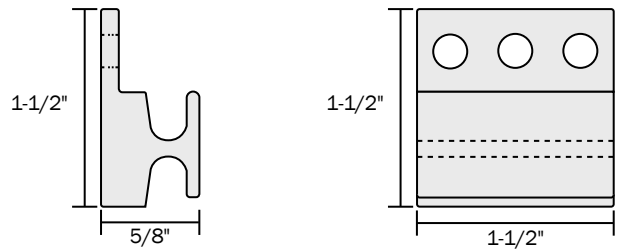


**VANISH CLIP SYSTEMS**

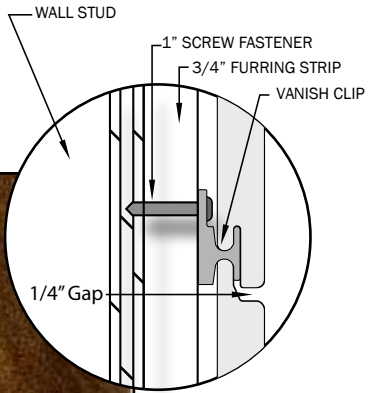
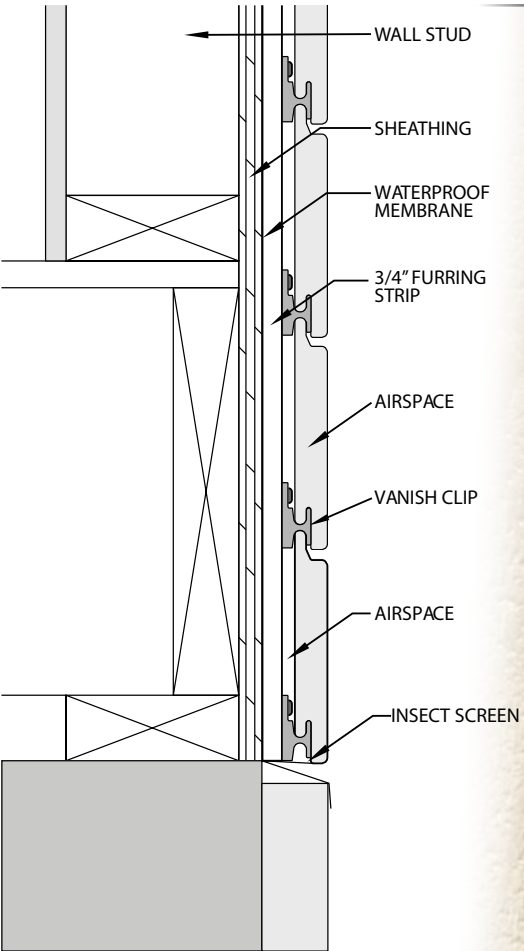
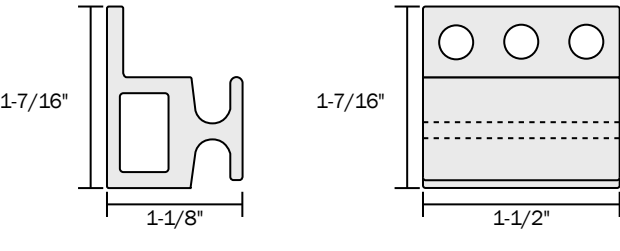
The Iron Woods® Vanish Rain Screen system eliminates the visible fasteners and creates an air gap behind the the siding to facilitate air flow and drying of the exterior wall system.



Vanish Low-Profile Clip



Vanish High-Profile Clip



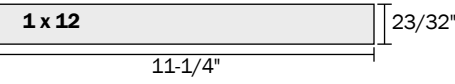
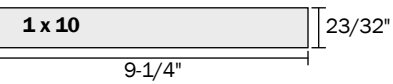
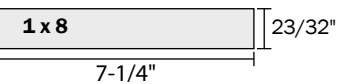
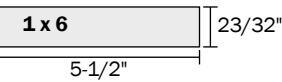


DOUGLAS FIR EXTERIOR TRIM

Valued for its strength, stability, versatility, and beauty, Douglas Fir yields more timber than any other species in North America. Its lumber is used in building applications ranging from light framing to finish carpentry.

PRODUCT SPECIFICATIONS

1" CVG S4S DOUGLAS FIR BOARDS			
Product Code	Nominal	Actual	Lengths
FLS14LR	1 x 4	23/32" x 3-1/2"	6' - 20'
FLS16L	1 x 6	23/32" x 5-1/2"	6' - 20'
FLS18L	1 x 8	23/32" x 7-1/4"	6' - 20'
FLS110L	1 x 10	23/32" x 9-1/4"	6' - 20'
FLS112L	1 x 12	23/32" x 11-1/4"	6' - 20'



5/4" CVG S4S DOUGLAS FIR BOARDS			
Product Code	Nominal	Actual	Lengths
FLS544L	5/4 x 4	1" x 3-1/2"	6' - 20'
FLS546L	5/4 x 6	1" x 5-1/2"	6' - 20'
FLS548L	5/4 x 8	1" x 7-1/4"	6' - 20'
FLS5412L	5/4 x 12	1" x 11-1/4"	6' - 20'
FLS5412LS*	5/4 x 12	1" x 11-1/4"	6' - 20'

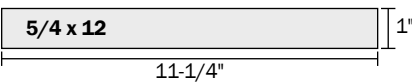
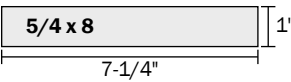
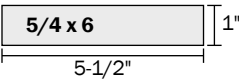
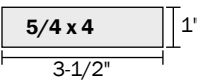
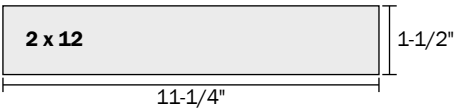
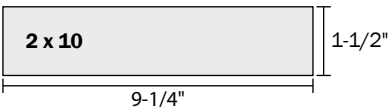
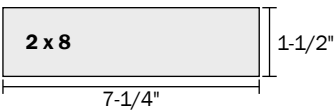

\*Fine Grade Tread



2" CMG FIR BOARDS			
Product Code	Nominal	Actual	Lengths
FMS28L	2 x 8	1-1/2" x 7-1/4"	6' - 20'
FMS210L	2 x 10	1-1/2" x 9-1/4"	6' - 20'

Grade	CVG, BVG & CMG
Width	4" -12"
Surface	Smooth
Milling	Edge & Center Bead, WP4, Tongue & Groove, Fine Grade Tread
Finish	Raw
Length	6'-12'

2" S4S DOUGLAS FIR BOARDS			
Product Code	Nominal	Actual	Lengths
FLS24L	2 x 4	1-1/2" x 3-1/2"	6' - 20'
FLS26L	2 x 6	1-1/2" x 5-1/2"	6' - 20'
FLS28L	2 x 8	1-1/2" x 7-1/4"	6' - 20'
FLS210L	2 x 10	1-1/2" x 9-1/4"	6' - 20'
FLS212L	2 x 12	1-1/2" x 11-1/4"	6' - 20'



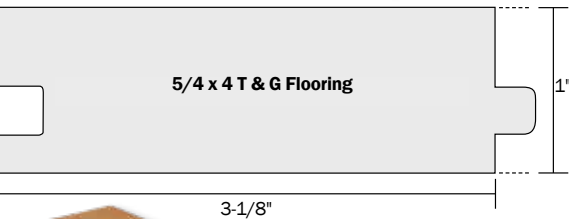

CUSTOM MILLING OPTIONS AVAILABLE

Contact Us for Details

BVG FLOORING - FINE GRAIN

BVG FLOORING – SVS			
Product Code	Nominal	Actual	Lengths
FOS14L	1 x 4	3/4" x 3-1/2"	6' - 20'

BVG FLOORING – T&G			
FOR14LP	1 x 4	3/4" x 3-1/8"	6' - 20'



CVG FLOORING - FAST GROWTH

CVG FLOORING – SVS			
Product Code	Nominal	Actual	Lengths
FLS14LR	1 X 4	3/4" x 3-1/2"	6' - 20'

PATRICK CVG FLOORING T&G			
FLR14LP	1 x 4	3/4" x 3-1/8"	6' - 20'
FLR544L	5/4" x 4"	1" x 3-1/8"	6' - 20'

CVG TREAD - FINE GRAIN

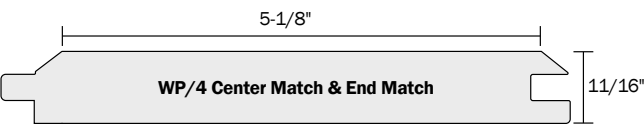
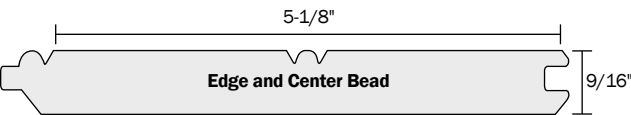
Product Code	Nominal	Actual	Lengths
FLS5412L	5/4" x 12"	1" x 11-1/4"	3' - 20'



DOUGLAS FIR PATTERNS - CVG

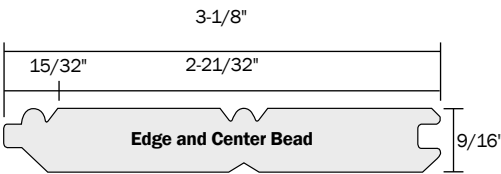
PATRICK - CVG EDGE & CENTER BEAD			
Product Code	Nominal	Actual	Lengths
FLV584LP	5/8" x 4	9/16" x 3-1/8"	6' - 20'
FLV586LP	5/8" x 6	9/16" x 5-1/2"	6' - 20'

CVG WP4/CENTER MATCH - GRADED TO V-JOINT FACE			
FLO16LREM	1 x 6	11/16" x 5-1/8"	6' - 20'



DOUGLAS FIR PATTERNS - CMG PATTERNS

CMG EDGE & CENTER BEAD			
Product Code	Nominal	Actual	Lengths
FMV584L	5/8 x 4	9/16" x 3-1/8"	6' - 20'
FMV584LS	5/8 x 4	9/16" x 3-1/8"	3' - 5'
FMV586L	5/8 x 6	9/16" x 5-1/2"	6' - 20'

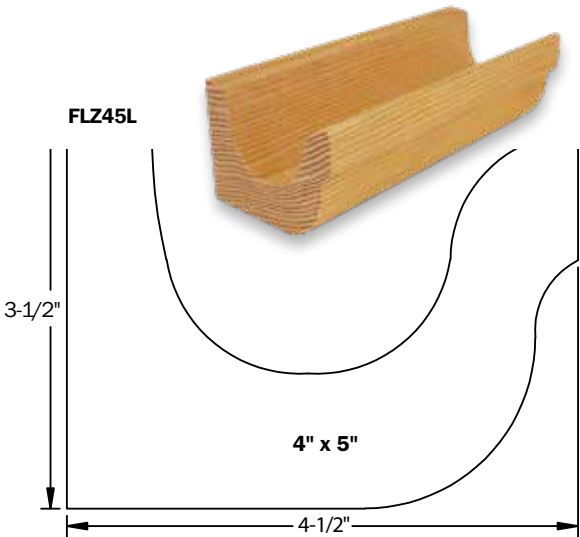
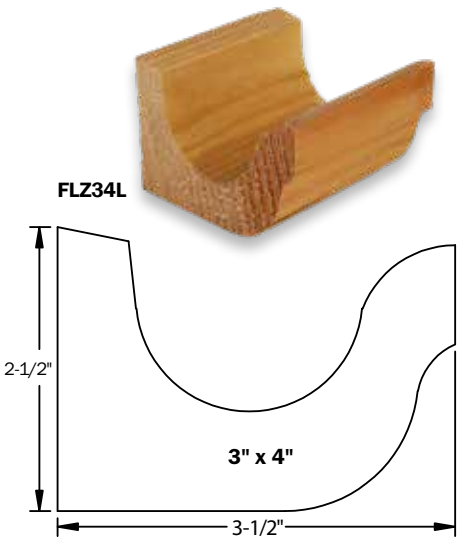




DOUGLAS FIR GUTTERS

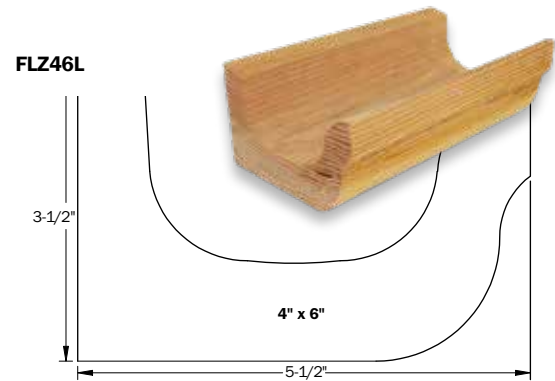
Douglas Fir gutters are best known for their durability, dense grain structure, and strength. In addition, the Boston pattern supplied by Coastal Forest Products features historical accuracy, traditional beauty, and is available in three dimensional options with continuous lengths up to forty feet.

Grade: "GUTTER" - Pieces of this grade are of sound wood and are watertight. Pieces are clear or have only minor and unimportant characteristics such as: medium stained sapwood. Medium seasoning checks. Heavy torn or raised grain. Medium pitch streaks. Very light skips. Light Warp. Three 1" sound tight knots or their equivalent. Four medium pockets or their equivalent.



PRODUCT SPECIFICATIONS

DOUGLAS FIR GUTTERS			
Product Code	Nominal	Actual	Lengths
FLZ34L	3 x 4	2-1/2" x 3-1/2"	8' - 40'
FLZ45L	4 x 5	3-1/2" x 4-1/2"	8' - 40'
FLZ46L	4 x 6	3-1/2" x 5-1/2"	8' - 40'



POPLAR BOARDS

C & Better Poplar is a durable hardwood board that accepts paint or stain equally well and does not allow bleed through like pine. Available in 1" and 5/4" thickness.



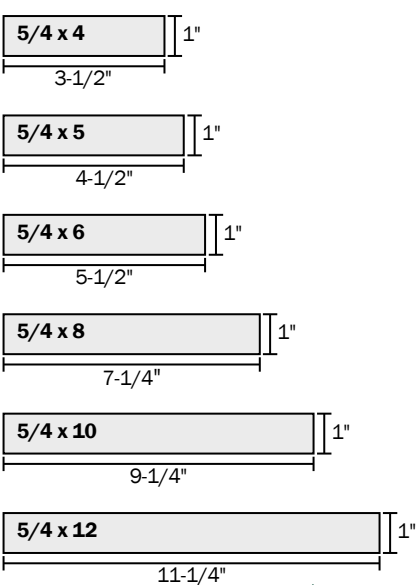
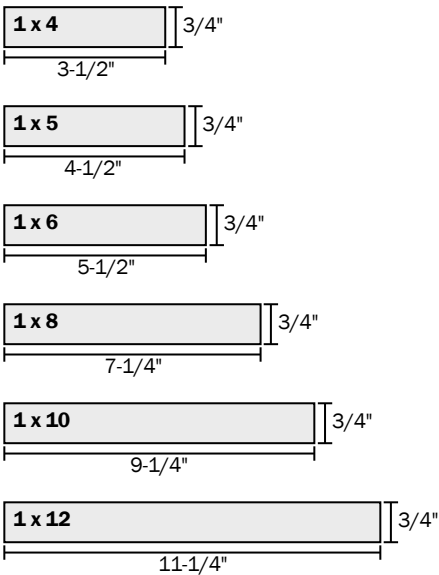
Grade	C & BTR
Width	See table below
Surface	Smooth
Milling	S4S
Finish	Solid & Finger jointed (raw & primed)
Length	8'-16'



PRODUCT SPECIFICATIONS

POPLAR SOLID BOARDS - 8'-16' ODD/EVEN LENGTHS					
250 BF Code	500 BF Code	Nominal	Actual	Lengths	Pcs/Units
PFS148250	PFS148L	1 x 4	3/4" x 3-1/2"	8'-16'	250 B/F
PFS158250	PFS158L	1 x 5	3/4" x 4-1/2"	8'-16'	250 B/F
PFS168250	PFS168L	1 x 6	3/4" x 5-1/2"	8'-16'	250 B/F
PFS188250	PFS188L	1 x 8	3/4" x 7-1/4"	8'-16'	250 B/F
PFS1108250	PFS1108L	1 x 10	3/4" x 9-1/4"	8'-16'	250 B/F
PFS1128250	PFS1128L	1 x 12	3/4" x 11-1/4"	8'-16'	250 B/F

POPLAR SOLID BOARDS - 8'-16' ODD/EVEN LENGTHS				
250 BF Code	Nominal	Actual	Lengths	Pcs/Units
PFS5448250	5/4 x 4	1" x 3-1/2"	8'-16'	250 B/F
PFS5458250	5/4 x 5	1" x 4-1/2"	8'-16'	250 B/F
PFS5468250	5/4 x 6	1" x 5-1/2"	8'-16'	250 B/F
PFS5488250	5/4 x 8	1" x 7-1/4"	8'-16'	250 B/F
PFS54108250	5/4 x 10	1" x 9-1/4"	8'-16'	250 B/F
PFS54128250	5/4 x 12	1" x 11-1/4"	8'-16'	250 B/F






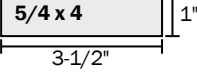
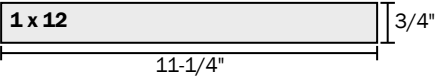
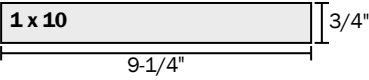
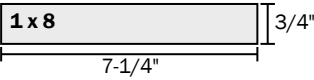
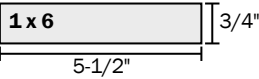
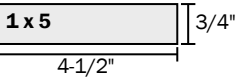
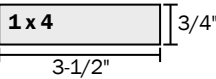


PRODUCT SPECIFICATIONS

POPLAR SOLID BOARDS – 8' -16' EVEN LENGTHS				
Product Code	Nominal	Actual	Lengths	BF/Units
PFS14ELO	1 x 4	3/4" x 3-1/2"	12'-16'	250
PFS15ELO	1 x 5	3/4" x 4-1/2"	12'-16'	250
PFS16ELO	1 x 6	3/4" x 5-1/2"	12'-16'	250
PFS18ELO	1 x 8	3/4" x 7-1/4"	12'-16'	250
PFS110ELO	1 x 10	3/4" x 9-1/4"	12'-16'	250
PFS112ELO	1 x 12	3/4" x 11-1/4"	12'-16'	250

POPLAR SOLID BOARDS – 12' -16' ODD/EVEN LENGTHS				
Product Code	Nominal	Actual	Lengths	BF/Units
PFS1413L	1 x 4	3/4" x 3-1/2"	12'-16'	450
PFS1513L	1 x 5	3/4" x 4-1/2"	12'-16'	450
PFS1613L	1 x 6	3/4" x 5-1/2"	12'-16'	450
PFS18813L	1 x 8	3/4" x 7-1/4"	12'-16'	450
PFS11013L	1 x 10	3/4" x 9-1/4"	12'-16'	450
PFS11213L	1 x 12	3/4" x 11-1/4"	12'-16'	450

POPLAR FINGER-JOINTED – DOUBLE PRIMED				
Product Code	Nominal	Actual	Lengths	Pcs/Units
PFS14FJDP	1 x 4	3/4" x 3-1/2"	16'	144
PFS16FJDP	1 x 6	3/4" x 5-1/2"	16'	96
PFS18FJDP	1 x 8	3/4" x 7-1/4"	16'	48
PFS110FJDP	1 x 10	3/4" x 9-1/4"	16'	40
PFS112FJDP	1 x 12	3/4" x 11-1/4"	16'	32



POPLAR SOLID BOARDS – DOUBLE PRIMED				
Product Code	Nominal	Actual	Lengths	BF/Units
PFS148250DP	1 x 4	3/4" x 3-1/2"	8'-16'	250
PFS158250DP	1 x 5	3/4" x 4-1/2"	8'-16'	250
PFS168250DP	1 x 6	3/4" x 5-1/2"	8'-16'	250
PFS188250DP	1 x 8	3/4" x 7-1/4"	8'-16'	250
PFS1108250DP	1 x 10	3/4" x 9-1/4"	8'-16'	250
PFS1128250DP	1 x 12	3/4" x 11-1/4"	8'-16'	250
PFS5448250DP	5/4 x 4	1 x 3-1/2	8'-16'	250
PFS5468250DP	5/4 x 6	1 x 4-1/2	8'-16'	250

WINDSOR ONE PROTECTED BOARDS

Boards are made of real wood, finger jointed and coated with three coats of acrylic latex primer. WindsorONE Protected Boards can be used in both interior and exterior applications. Sustainably harvested and with a Gold Indoor Quality Rating, WindsorONE Boards & Molding are a great fit for any job.

PRODUCT SPECIFICATIONS

PROTECTED TRIM BOARDS – 1" S4S TRIM				
Profile	Product Code	Nominal	Actual	Pcs/Unit
	WFS13LPP	1 x 3 x 16	3/4" x 2-1/2"	272
	WFS14LPP	1 x 4 x 16	3/4" x 3-1/2"	208
	WFS15LPP	1 x 5 x 16	3/4" x 4-1/2"	160
	WFS16LPP	1 x 6 x 16	3/4" x 5-1/2"	128
	WFS18LPP	1 x 8 x 16	3/4" x 7-1/4"	96
	WFS110LPP	1 x 10 x 16	3/4" x 9-1/4"	80
	WFS112LPP	1 x 12 x 16	3/4" x 11-1/4"	64

PROTECTED TRIM BOARDS – 5/4" S4S TRIM				
Profile	Product Code	Nominal	Actual	Pcs/Unit
	WFS544LPP	5/4 x 4 x 16	1-1/16" x 3-1/2"	156
	WFS545LPP	5/4 x 5 x 16	1-1/16" x 4-1/2"	120
	WFS546LPP	5/4 x 6 x 16	1-1/16" x 5-1/2"	96
	WFS548LPP	5/4 x 8 x 16	1-1/16" x 7-1/4"	72
	WFS5410LPP	5/4 x 10 x 16	1-1/16" x 9-1/4"	60
	WFS5412LPP	5/4 x 12 x 16	1-1/16" x 11-1/4"	48
	W1-381	Brickmould Casing	1-1/2" X 2" X 17'	264

PROTECTED PATTERN BOARDS – E&CB					
Profile	Product Code	Pattern	Nominal	Actual	Pcs/Unit
	WFV584LP	E&CB	5/8 x 4 x 16	9/16" x 3-5/16"	208
	WFV16LPP	E&CB	1 x 6 x 16	23/32" x 5-1/2"	128
	WFV18LPP	E&CB	1 x 8 x 16	23/32" x 7-1/4"	96
	WFVWB16LPP	E&CB wide v	1 x 6 x 16	3/4" x 5-3/8"	128
	WSL168LPP	T&G V4E	1 x 6 x 16	23/32" x 5-1/2"	128
	WSL16LPP	SHIPLAP*	1 x 6 x 16	3/4" x 5-1/2"	128
	WSL18LPP	SHIPLAP*	1 x 6 x 16	3/4" x 7-1/4"	96

\*(Not to be used as exterior siding)











TRADITIONAL TRIM BOARDS

Trim shows off the exterior and interior detail work of every home. Builders use WindsorONE™ because every stick of WindsorONE is smooth, straight and comes with an industry leading prime coat. Focusing on detail and craftsmanship is what has made WindsorONE a leader in the interior/exterior trim market since 1972. WindsorONE's Protected boards are durable for exterior, safe for the interior, and carry a 30 Year Warranty. Traditional specialty trim and moldings offer a variety of profiles that offer depth and detail that is second to none.






















TRADITIONAL TRIM BOARDS					
Profile	Product Code	Pattern	Nominal	Actual	Pcs/Unit
	WFS14LP*	S4S	1 x 4 x 16	3/4" x 3-1/2"	208
	WFS16LP*	S4S	1 x 6 x 16	3/4" x 5-1/2"	128
	WFS18LP*	S4S	1 x 8 x 16	3/4" x 7-1/4"	96
	WFS110LP*	S4S	1 x 10 x 16	3/4" x 9-1/4"	80
	WFS112LP*	S4S	1 x 12 x 16	3/4" x 11-1/4"	64
	WSL16LPNG	Nickel Gap	1 x 6 x 16	3/4" x 5-1/2"	128
	WSL18LPNG	Nickel Gap	1 x 8 x 16	3/4" x 7-1/4"	96
	WFS544LP*	S4S	5/4 x 4 x 16	1-1/16" x 3-1/2"	156
	WFS546LP*	S4S	5/4 x 6 x 16	1-1/16" x 5-1/2"	96
	WFS548LP*	S4S	5/4 x 8 x 16	1-1/16" x 7-1/4"	72
	WFS5410LP*	S4S	5/4 x 10 x 16	1-1/16" x 9-1/4"	60
	WFS5412LP*	S4S	5/4 x 12 x 16	1-1/16" x 11-1/4"	48

\*(Special Order)

MOLDING COLLECTION



GREEK REVIVAL					
Profile	Product Code	Description	Actual		
	WOBBO02	Band Mould	3/4" x 3/4" x 17'		
	WOCSS007	Casing/Apron	3/4 x 3-1/2" x 17'		
	WFS12LPP	1 x 2 S4S	3/4" x 1-1/2" x 16'		
	WOCM004	Crown	1-1/16" x 4" x 16'		
	WOBM002	Base	3/4" x 5-1/2" x 16'		
	WOWS001	Window Stool	1-1/16" x 4-1/2" x 16'		
	WOCV001	Cove	3/4" x 7/8" x 16'		
BEADED CASING					
Profile	Product Code	Description	Actual		
	WOCSS007	SGL Beaded	3/4" x 3-1/2" x 17'		
	WOCSS008	SGL Beaded	3/4" x 4-1/4" x 17'		
	WOCSS009	SGL Beaded	3/4" x 5-1/4" x 17'		
	WOCSS010	DBL Beaded	3/4" x 3-1/2" x 17'		
WAINSCOT CAPS & PANEL MOLDING					
Profile	Product Code	Description	Actual		
	WOWC002	Wainscot Cap	1-1/8 x 3" x 16'		
	WOWC003	Wainscot Cap	1-3/8 x 1-3/4" x 16'		
	WOWC006	Wainscot Cap	1-5/8 x 2-5/8" x 16'		
	WOSP001	Panel Mould	7/8 x 1-1/4" x 16'		

*Symmetry & Balance*















CLASSICAL CRAFTSMAN  
MOLDING COLLECTION







*Clean, Simple, Bold*




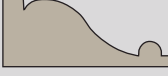


CLASSICAL CRAFTSMAN			
Profile	Product Code	Description	Actual
	WOPM004	Picture Mould	3/4" x 1-3/4"x16
	WOBS001	Base Shoe	1/2" x 3/4" x 16'
	WOCH001	Header Cap	1-5/16" x 2-1/4" x 16'
	WFS15LPP	Header-Frieze	3/4" x 4-1/2" x 16'
	WOST001	Header Stop	7/16" x 1-1/16" x 16'
	WOBM003	Base Mould	3/4" x 7-1/4" x 16'
	WOPB001	Plinth	1-3/8" x 8" x 4-1/2"
	WOCS003	Casing	3/4" x 4-1/4" x 17'
	WOWS002	Window Stool	1-1/16" x 4-1/4" x 16'
	WOCS2004	Apron	3/4" x 3-9/16" x 17'
	WOCV001	Cove	3/4" x 7/8" x 16'
	WOCM005	Crown	3/4" x 4-9/16" x 16'

MOLDING COLLECTION



COLONIAL REVIVAL			
Profile	Product Code	Description	Actual
	WOPM004	Picture Mould	3/4" x 1-3/4"x16
	WOST004	Stop	1/2" x 1-7/8" x 16'
	WOBS001	Base Shoe	1/2" x 3/4" x 16'
	WOBM004	Base Shoe	3/4" x 7-1/4" x 16'
	WOCS005	Casing	1-3/16" x 4-3/8" x 17'
	WOWS001	Window Stool	1-1/16" x 4-1/2" x 16'
	WOCS006	Apron	3/4" x 3-9/16" x 17'
	WOCM006	Crown	3/4" x 4-9/16" x 16'

CLASSICAL COLONIAL			
Profile	Product Code	Description	Actual
	WOCH001	Chair Rail	1-5/8" x 2-1/4" x 16'
	WOBM001	Base	1-3/16 x 7-1/4" x 16'
	WOCS001	Casing	3/4" x 5-1/2" x 17'
	WOBB001	Back Band	7/8" x 1-3/4" x 17'
	WOCM001	Crown 1	3/4" x 3-9/16" x 16'
	WOCM002	Crown 2	3/4" x 4-5/16" x 16'
	WFS16LPP	Crown S4S	3/4" x 5-1/2" x 16'
	WOCM003	Crown 3	1-5/8" x 4" x 16'



*American Heritage*



*The Response to Minimalism*



RED OAK

TRIM

RED OAK

S4S Traditional Oak boards set the industry standard for quality. Both products are moulded to guarantee an exceptional surface finish. They are available in standard widths and lengths in 1" and 5/4" thickness. Oak boards offer an attractive sanded finish on one face for interior trim work.

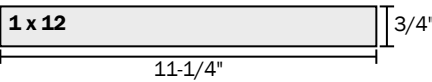
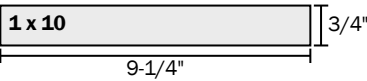
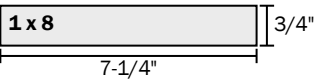
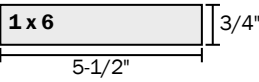
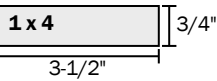


Grade	C&BTR
Width	See Table Below
Surface	Smooth
Milling	S4S
Finish	Raw
Length	8'-16' Odd/Even Lengths



PRODUCT SPECIFICATIONS

1" S4S RED OAK BOARDS				
Product Code	Nominal	Actual	Lengths	Pcs/Units
ROS148250	1 x 4	3/4" x 3-1/2"	8'-16'	250 B/F
ROS168250	1 x 6	3/4" x 4-1/2"	8'-16'	250 B/F
ROS188250	1 x 8	3/4" x 5-1/2"	8'-16'	250 B/F
ROS1108250	1 x 10	3/4" x 7-1/4"	8'-16'	250 B/F
ROS1128250	1 x 12	3/4" x 9-1/4"	8'-16'	250 B/F



WESTERN HEMLOCK

TRIM

WESTERN HEMLOCK EXTERIOR TRIM

Western Hemlock is an established soft-wood species that provides a beautiful pale color with a uniform, attractive grain pattern. The kiln-drying process inhibits natural staining of the wood, improves its strength and stiffness, enhances appearance and increases resistance to decay and attack from insects. Because it is resin-free, bleeding after painting is not a concern.



Grade	C & BTR VG S4S, S1S2E
Width	See Table Below
Surface	Smooth
Milling	S4S
Finish	Raw
Length	8'-20'

PRODUCT SPECIFICATIONS

C & BTR VG S4S			
Product Code	Nominal Size	Actual Size	Even Lengths
HKS148L	1" x 4"	23/32" x 3-1/2"	8' - 20'
HKS168L	1" x 6"	23/32" x 5-1/2"	8' - 20'
HKS188L	1" x 8"	23/32" x 7-1/4"	8' - 20'
HKS1108L	1" x 10"	23/32" x 9-1/4"	8' - 20'
HKS1128L	1" x 12"	23/32" x 11-1/4"	8' - 20'
HKS5448L	5/4" x 4"	1" x 3-1/2"	8' - 20'
HKS5468L	5/4" x 6"	1" x 5-1/2"	8' - 20'
HKS5488L	5/4" x 8"	1" x 7-1/4"	8' - 20'
HKS248L	2" x 4"	1-1/2" x 3-1/2"	8' - 20'
HKS268L	2" x 6"	1-1/2" x 5-1/2"	8' - 20'

CUSTOM MILLING  
OPTIONS AVAILABLE

Contact Us for Details





WESTERN RED CEDAR TRIM

Real wood trim on the exterior of residential, commercial or industrial buildings perfectly complements any architectural style and is compatible with all contemporary cladding materials. Western Red Cedar, with its dimensional stability, longevity, ability to accept a wide range of finishes, resistance to decay, and natural good looks make it a sensible choice for corner boards, fascia, skirting and window and door trim.

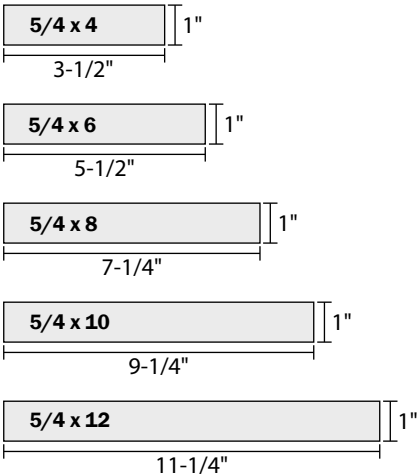


Grade	A+ VG , D+MG, & STK
Width	See tables below
Surface	Smooth
Milling	S4S & SiS2E
Finish	Raw or pre-finished (custom)
Length	8'-20'

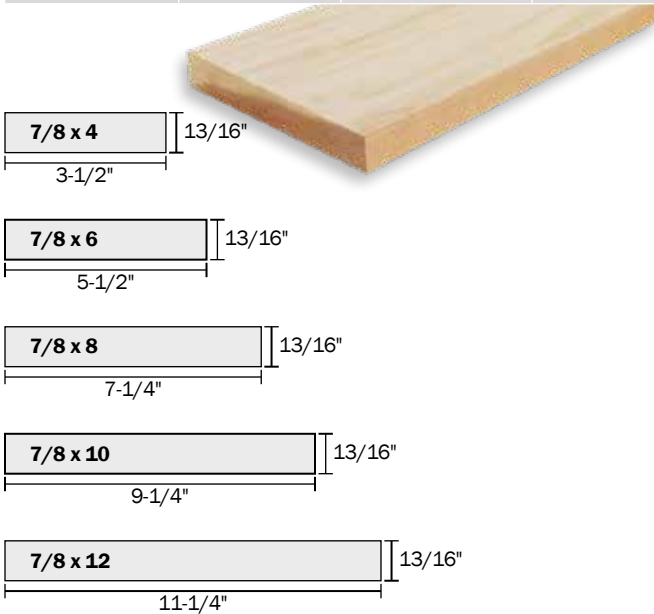
A+ VG S4S BOARDS			
Product Code	Nominal	Actual	Lengths
CKS148L	1 x 4	11/16" x 3-1/2"	8'-20'
CKS168L	1 x 6	11/16" x 5-1/2"	8'-20'
CKS188L	1 x 8	11/16" x 7-1/4"	6'-20'
CKS1108L	1 x 10	11/16" x 9-1/4"	6'-20'
CKS1128L	1 x 12	11/16" x 11-1/4"	8'-20'
CKS5448L	5/4 x 4	1" x 3-1/2"	8'-20'
CKS5468L	5/4 x 6	1" x 5-1/2"	8'-20'
CKS5488L	5/4 x 8	1" x 7-1/4"	8'-20'
CKS54108L	5/4 x 10	1" x 9-1/4"	8'-20'
CKS54128L	5/4 x 12	1" x 11-1/4"	8'-20'
CKS248L	2 x 4	1-1/2" x 3-1/2"	8'-20'
CKS268L	2 x 6	1-1/2" x 5-1/2"	8'-20'
CKS288L	2 x 8	1-1/2" x 7-1/4"	8'-20'
CKS2108L	2 x 10	1-1/2" x 9-1/4"	8'-20'
CKS2128L	2 x 12	1-1/2" x 11-1/4"	8'-20'

1" - A+ VG S1S2E			
Product Code	Nominal	Actual	Lengths
CKP148L	1 x 4	11/16" x 3-1/2"	8'-20'
CKP168L	1 x 6	11/16" x 5-1/2"	8'-20'
CKP188L	1 x 8	11/16" x 7-1/4"	8'-20'
CKP1108L	1 x 10	11/16" x 9-1/4"	8'-20'
CKP1128L	1 x 12	11/16" x 11-1/4"	8'-20'

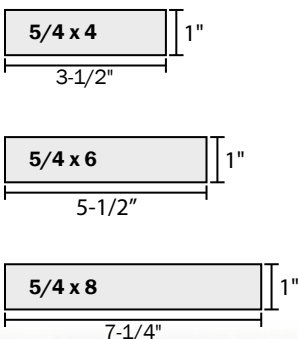
5/4" - A+ VG S1S2E			
Product Code	Nominal	Actual	Lengths
CKP5448L	5/4 x 4	1" x 3-1/2"	8'-20'
CKP5468L	5/4 x 6	1" x 5-1/2"	8'-20'
CKP5488L	5/4 x 8	1" x 7-1/4"	8'-20'
CKP54108L	5/4 x 10	1" x 9-1/4"	8'-20'
CKP54128L	5/4 x 12	1" x 11-1/4"	8'-20'



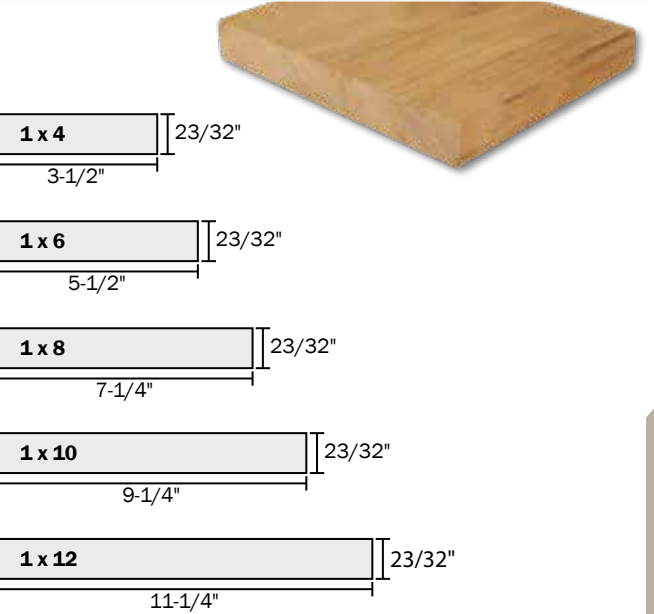
D + MG SiS2E			
Product Code	Nominal	Actual	Lengths
CGP784L	7/8 x 4	13/16" x 3-1/2"	8'-20'
CGP786L	7/8 x 6	13/16" x 5-1/2"	8'-20'
CGP788L	7/8 x 8	13/16" x 7-1/4"	8'-20'
CGP7810L	7/8 x 10	13/16" x 9-1/4"	8'-20'
CGP7812L	7/8 x 12	13/16" x 11-1/4"	8'-20'



5/4" - STK S1S2E			
Product Code	Nominal	Actual	Lengths
CIP544L	5/4 x 4	1" x 3-1/2"	8'-20'
CIP546L	5/4 x 6	1" x 5-1/2"	8'-20'
CIP548L	5/4 x 8	1" x 7-1/4"	8'-20'



1" - STK S1S2E			
Product Code	Nominal	Actual	Lengths
CIP14L	1 x 4	23/32" x 3-1/2"	8'-20'
CIP16L	1 x 6	23/32" x 5-1/2"	8'-20'
CIP18L	1 x 8	23/32" x 7-1/4"	8'-20'
CIP110L	1 x 10	23/32" x 9-1/4"	8'-20'
CIP112L	1 x 12	23/32" x 11-1/4"	8'-20'





ALASKAN YELLOW CEDAR

ROOFING

ALASKAN YELLOW CEDAR ROOFING SHINGLES

AYC features characteristics that make it the perfect choice for roofing shingles and shakes.

AYC is known for its denseness, which gives it straight grain patterns, a smoother texture, and very little shrinkage over time. Structurally that puts AYC in the class of Douglas Fir for strength!

Mold and decay are inhibited by natural tannins and oils that are slowly released as the shingles age. Left to weather naturally, they age nice for homeowners, designers and architects who appreciate these distinctive characteristics.



PRODUCT SPECIFICATIONS

Product Code	Grade	Bdls/SQ	Exposure	Butt	Description
PERFAY	#1	4	5-1/2"	5/8"	Alaskan Yellow 18" Perfection
TAPER18AY	#1	5	7-1/2"	5/8"	Alaskan Yellow 18" Tapersawn
RRAY	#1	1	14"	5/8"	Alaskan Yellow 18" R & R



WESTERN RED CEDAR

ROOFING

WESTERN RED CEDAR ROOFING

Known for its excellent physical properties and appearance characteristics for exterior applications on both roof surfaces.

WRC has natural variances in color, from a light yellow on the extreme light side to a dark chocolate brown on the extreme dark side. This color variation can even happen within the same tree!

Cedar Roofing is thermally efficient, easy to insulate and the only major building material that is renewable. Wood Roofs can keep your attic 28°F cooler in severe summer heat, and warmer during the winter months to help save on heating and cooling costs and reduce your carbon footprint.



PRODUCT SPECIFICATIONS

PERFECTIONS 18"/24"					
Product Code	Grade	Bdls/SQ	Exposure	Butt	Description
PERFPT	#1	4	5-1/2"	3/8"	18" Perfection Pressure Treated
PERFFT	#1	4	5-1/2"	3/8"	18" Perfection Fire Treated
PERF2	#2	4	5-1/2"	3/8"	18" Perfection #2 Grade
ROYAL	#1	4	7-1/2"	1/2"	24" Royals

TAPERSAWN					
Product Code	Grade	Bdls/SQ	Exposure	Butt	Description
TAPER18	#1	5	7-1/2"	5/8"	Tapersawn 18" 100% E.G.
TAPER18FT	#1	5	7-1/2"	5/8"	Tapersawn 18" 100% E.G. Fire Treated
TAPER18PT	#1	5	7-1/2"	5/8"	Tapersawn 18" 100% E.G. CCA Treated
TAPER24 (Special Order)	#1	5	10"	5/8"	Tapersawn 24" 100% E.G.

Tapersawn also available in 3/4", 7/8", and 1" butt thickness - special order

HANDSPLIT (RESAWS)					
Product Code	Grade	Bdls/SQ	Exposure	Butt	Description
HANDM18	#1	5	7-1/2"	1/2" - 3/4"	Medium Handsplit 18"
HANDM24	#1	5	10"	1/2" - 3/4"	Medium Handsplit 24"
HANDH18	#1	5	7-1/2"	3/4" - 1"	Heavy Handsplit 18"
HANDH24	#1	5	10"	3/4" - 1"	Heavy Handsplit 24"

HIP & RIDGE (MANUFACTURED FROM TAPERSAWN)					
Product Code	Grade	LF/BDL	Exposure	Butt	Description
HR18	#1	12'	7-1/2"	5/8"	18" Hip & Ridge (4/12 - 8/12 ADJ. Pitch)
HR24	#1	16.5'	10"	5/8"	24" Hip & Ridge (4/12 - 8/12 ADJ. Pitch)





ATLANTIC WHITE CEDAR

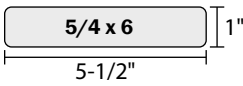
DECKING

ATLANTIC WHITE CEDAR

- Atlantic White Cedar is a naturally durable softwood that is widely used as exterior siding or decking material for its decay resistance and durability.
- Its knotty finish presents a more rustic appearance.
- AWC is easy to work with both hand and machine tools.
- Holds paint and stains finishes well.
- It has a straight grain, with a fine uniform texture.



STK ATLANTIC WHITE CEDAR - KD			
Item	Nominal	Actual	Lengths
AWC546L	5/4 X 6	1" x 5-1/2"	8'-16'



WESTERN RED CEDAR

DECKING

WESTERN RED CEDAR DECKING

- Western Red Cedar decks have more going for them than good looks alone. WRC's weather resistant characteristics and durability make it the ideal choice for decking and a beautiful extension of your living space.
- Available in 5/4 x 6 and in STK (Select Tight Knot) grade.
  - Also available in 2" C+ S4S
  - Its knotty finish presents a rustic appearance.
  - It's durable, long-lasting and requires minimal upkeep.
  - WRC stands up to insects and decay.
  - Pitch & resin-free, Western Red Cedar accepts & holds a wide range of finishes.



Photo courtesy of WRCLA



C+ WESTERN RED CEDAR - GREEN			
Item	Nominal	Actual	Lengths
CFS546RE	5/4 X 6	1" x 5-1/2"	8'-20'

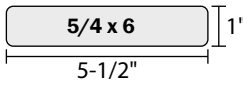


Photo courtesy of WRCLA



IRON WOODS® IPE DECKING

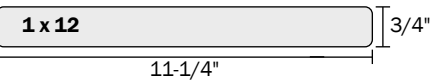
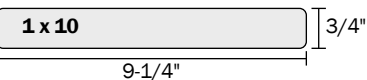
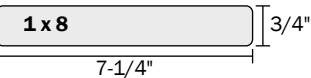
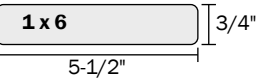
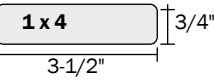
Iron Woods Ipe decking is our original naturally loped and set grade, quality and consistency standards that pioneered the super durable hardwood decking market. We set the standards against which all hardwood decking products are Recognized for its rich dark walnut color, Iron Woods Ipe decking represents the most highly demanded naturally durable hardwood decking product within the category.

Iron Woods Ipe decking has been standing up to the elements in the United States for over 50 years. Iron Woods Ipe decking has established itself as the gold standard of naturally durable hardwoods.




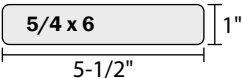
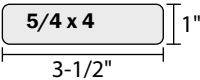
Iron Woods Ipe decking sets the standard for residential & commercial hardwood decking products and is covered by a 25-year warranty.

- Premium grade, 100% clear, heartwood
- No visible defects
- KD (kiln dried) or AD (air dried) depending upon required dimensions
- Sustainably sourced
- S4S and grooved profiles
- Hidden fastening system or face screwed installation.
- Matching surface plugs available

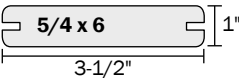
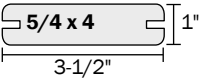
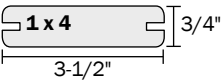
KD PREMIUM GRADE - Clear all Heart			
Product Code	Nominal	Actual	Lengths
ILS14KDL	1 x 4	3/4" x 3-1/2"	8'-20'
ILS16KDL	1 x 6	3/4" x 5-1/2"	8'-20'
ILS18KDL	1 x 8	3/4" x 7-1/4"	8'-20'
ILS110KDL	1 x 10	3/4" x 9-1/4"	8'-20'
ILS112KDL	1 x 12	3/4" x 11-1/4"	8'-20'



KD PREMIUM GRADE - Clear all Heart			
Product Code	Nominal	Actual	Lengths
ILS544KDL	5/4 x 4	1" x 3-1/2"	8'-20'
ILS546KDL	5/4 x 6	1" x 5-1/2"	8'-20'
ILS548KDL	5/4 x 8	1" x 7-1/4"	8'-20'
ILS5410KDL	5/4 x 10	1" x 9-1/4"	8'-20'
ILS5412KDL	5/4 x 12	1" x 11-1/4"	8'-20'
ILS14KDLBTTY	1 x 4 Grooved for EBTY	3/4" x 3-1/2"	8'-20'
ILS544KDLBTTY	5/4 x 4 Grooved for EBTY	1" x 3-1/2"	8'-20'
ILS546KDLBTTY	5/4 x 6 Grooved for EBTY	1" x 5-1/2"	8'-20'
ILR14KDL	1 x 4 T & G	3/4" x 3-1/2"	6'-20'

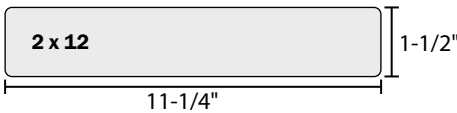
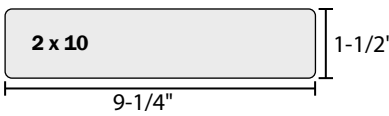
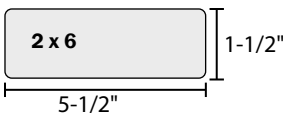
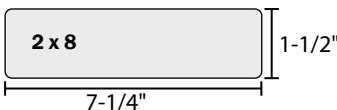
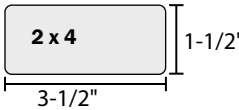


GROOVED



IRON WOODS® IPE DIMENSIONAL LUMBER

IPE PREMIUM GRADE (AIR-DRIED)			
ILS24L	2 x 4	1-1/2" x 3-1/2"	8'-20'
ILS26L	2 x 6	1-1/2" x 5-1/2"	8'-20'
ILS28L	2 x 8	1-1/2" x 7-1/4"	8'-20'
ILS210L	2 x 10	1-1/2" x 9-1/4"	8'-20'
ILS212L	2 x 12	1-1/2" x 11-1/4"	8'-20'



IRON WOODS® GARAPA DECKING

Not all hardwoods are created equal. Characteristics and defects exist in all wood products. Naturally durable hardwoods are no exception. That’s why Iron Woods developed clearly defined grading rules, certified engineering standards, specification language and environmental standards where none existed previously. Why? To take the guess work out of International Building Code and Environmental Compliance.


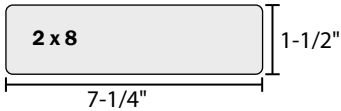
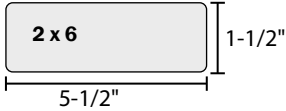
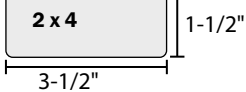
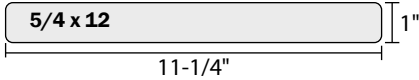
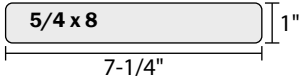

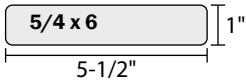
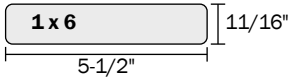
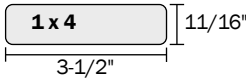
Garapa is a durable, well performing alternative to Ipe. A more affordable option than Ipe, and often chosen by architects, builders, and homeowners for its attractive, naturally rich honey-golden brown color. Garapa’s strong durability, fine grain, and unparalleled performance put it in the forefront of deck designers minds.

- Premium grade, 100% clear, heartwood
- No visible defects
- KD (kiln dried) or AD (air dried) depending upon required dimensions
- Sustainably sourced
- S4S and grooved profiles
- Hidden fastening system or face screwed installation. Matching surface plugs available

GARAPA - IRON WOODS PREMIUM			
Product Code	Nominal	Actual	Lengths
GAS14L	1 x 4	11/16" x 3-1/2"	8'-20'
GAS16L	1 x 6	11/16" x 5-1/2"	8'-20'
GAS544L	5/4 x 4	1" x 3-1/2"	8'-20'
GAS546L	5/4 x 6	1" x 5-1/2"	8'-20'
GAS546LEBTY	5/4 x 6 Edge Grooved	1" x 5-1/2"	8'-20'
GAS548L	5/4 x 8	1" x 7-1/4"	8'-20'
GAS5412L	5/4 x 12	1" x 11-1/4"	8'-20'
GARAPA - IRON WOODS DIMENSIONAL LUMBER			
GAS22L	2 x 2	1-1/2" x 1-1/2"	3'
GAS24L	2 x 4	1-1/2" x 3-1/2"	8'-20'
GAS26L	2 x 6	1-1/2" x 5-1/2"	8'-20'
GAS28L	2 x 8	1-1/2" x 7-1/4"	8'-20'
GAS212L	2 x 12	1-1/2" x 11-1/4"	8'-20'



IRON WOODS  
HARDWOOD DECKING & SIDING



IRON WOODS® RED BALAU

A beautiful and exceptionally durable hardwood specie that is preferred by deck builders for it’s strength, extra hard density and high oil content. These superior properties make it ideal in withstanding extreme weather conditions. Red Balau has superior durability and physical properties when compared to other species in the Mahogany/Meranti family of woods.

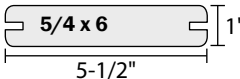
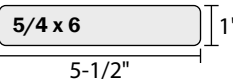
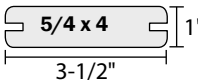
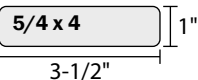

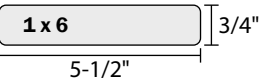
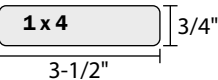
Red Balau is a tropical variety species and native to Southeast Asia. It is highly resistant to shrinkage, splintering, checking, decay, rot and insect infestation.

Every piece of Iron Woods Red Balau lumber is traceable back to specific forests that harvest their trees according to the strict guidelines of the CertiSource Legality Assessment System.

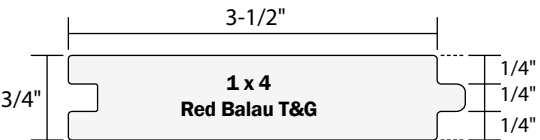
IRON WOODS  
HARDWOOD DECKING & SIDING

DARK RED BALAU			
Product Code	Nominal	Actual	Lengths
CRB14L	1 x 4	3/4" x 3-1/2"	8'-18' ELO
CRB16L	1 x 6	3/4" x 5-1/2"	8'-18' ELO
CRB18L	1 x 8	3/4" x 7-1/4"	8'-18' ELO
CRB544L*	5/4" x 4"	1" x 3-1/2"	8'-18' ELO
CRB546L*	5/4" x 6"	1" x 5-1/2"	8'-18' ELO

\* Available in Square Edge and Grooved



DARK RED BALAU			
Product Code	Nominal	Actual	Lengths
CRB14TGL	1 x 4 T & G Pattern	3/4" x 3-1/2"	8'-18' ELO
CRB544LEBTY	5/4" x 4" Grooved for EBTY	1" x 3-1/2"	8'-18' ELO
CRB546LEBTY	5/4" x 6" Grooved for EBTY	1" x 5-1/2"	8'-18' ELO





IRON WOODS® DECK TILE SYSTEM

Ideal Solutions for on-grade and roof deck applications. "Simple" has never been so stunning. Iron Woods Deck Tiles are available in various sizes and are the perfect solution for either on-grade or roof deck applications. The only limit to what they can do is your imagination. Each system is customizable to the measurements and desired layout of your deck's footprint. Tiles can be laid in both mosaic and straight board patterns, depending on your taste. While setup is relatively easy, don't let the simplicity fool you. This stuff is strong. Each Iron Woods Deck Tile System is made with world renowned Iron Woods Ipe.

They are an ideal solution for any indoor or outdoor area, including patios, balconies, walkways, gardens, spa rooms and pool decks. Easy to install and able to stand the test of time, our innovative tile systems can be reconfigured, expanded, and even taken with you when you move.

IRON WOODS  
HARDWOOD DECKING & SIDING

Product Code	Iron Woods Tile	Size	Qty/ Unit
DT7524	IPE DECK TILE	1.5" x 24" x 24"	144
DT752448	IPE DECK TILE	1.5" x 24" x 48"	54
DT7572	IPE DECK TILE	1.5" x 24" x 72"	34
DT7524FSC	ITAUBA FSC TILE	1.5" x 24" x 24"	144

24" X 24"



\* 24 x 24 tiles also available in FSC certified Itauba.

24" X 48"



24" X 72"



IRON WOODS® PEDESTAL SYSTEMS

Iron Woods offers several pedestal options that are available based on surface and elevation requirements. Elevation pedestals can be utilized for projects that require roof to deck surface tile elevation heights from 1-3/4" up to 36".

Iron Woods pedestals include features that add greatly to performance, ease of installation, and stability including pressure fit connection technology, post installation, elevation adjustment and self-leveling technologies.

IRON WOODS  
HARDWOOD DECKING & SIDING

SELF LEVELING SCREW JACK  
PEDESTAL SPECIAL FEATURES

Our Adjustment Key allows for final micro adjustments after installation. Our Screw Block System indicates when units have safely reached their maximum height adjustment.

Bases are pre-scored to facilitate perimeter and corner placement. The Iron Woods Self-Leveling pedestals incorporate shims to compensate for any minor variations in deck tile thickness. Shims are provided in 1/8" or 1/16" thicknesses.



WJSE pedestal for 2 x 4 or 5/4 x 4 wood stringers



EPDM Pad with pins



SE 0	SE 1	SE 2	SE 3	SE 4
1.125" - 1.5" 28/38 mm	1.5" - 2" 37.5 / 50 mm	2" - 3" 50 / 75 mm	3" - 4.75" 75 / 120 mm	4.75" - 6.75" 120 / 170 mm

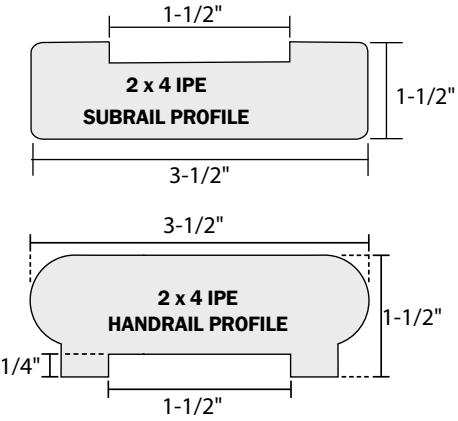
SE 5	SE 6	SE 7	SE 8	SE 9
6.75" - 8.5" 170 / 215 mm	5.5" - 9" 140 / 230 mm	7.25" - 10.75" 185 / 275 mm	9.25" - 12.75" 235 / 325 mm	8" - 13.5" 205 / 345 mm

SE 10	SE 11	SE 12	SE 13	SE 14
9.875" - 15" 250 / 385 mm	11.75" - 15.75" 300 / 400 mm	10.5" - 18" 270 / 455 mm	12.4" - 19.75" 315 / 500 mm	14.25" - 21.75" 365 / 550 mm



IRON WOODS® IPE

IPE DECK ACCESSORIES (AIR DRIED)			
Product Code	Nominal	Actual Size	Lengths
I24TOP	2 x 4	1-1/2" x 3-1/2" Top Rail Handrail	Varies
124SUB	2 x 4	1-1/2" x 3-1/2" Subrail	Varies
ILS223L	2 x 2	1-1/2" x 1-1/2" Baluster Stock	3'
ILS228L	2 x 2	1-1/2" x 1-1/2" Baluster Stock	8'
ILS44L	4 x 4	3-1/2" X 3-1/2" Post	6' - 16'

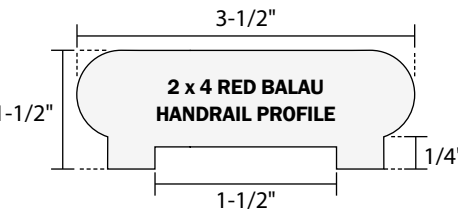


IRON WOODS® GARAPA

GARAPA DECK RAILING			
Product Code	Nominal	Actual	Lengths
GAS22L	2 x 2	1-1/2" x 1-1/2" Baluster Stock	3'
GAS24L	2 x 4	1-1/2" x 3-1/2"	8'-20'
GAS44L	4 x 4	3-1/2" x 3-1/2" FEQ Grade AD	8'-20'

IRON WOODS® RED BALAU

RED BALAU DECK ACCESSORIES			
Product Code	Nominal	Actual	Lengths
CRB22L	2 x 2	1-1/2" x 1-1/2"	3', 4', 8'
CRB24L	2 x 4	1-1/2" x 3-1/2"	8'-18'
CRB44L	4 x 4	3-1/2" x 3-1/2"	8'-12'
CRB24LHRL	2 x 4	1-1/2" x 3-1/2" HANDRAIL PROFILE	10'-14'



DOUGLAS FIR

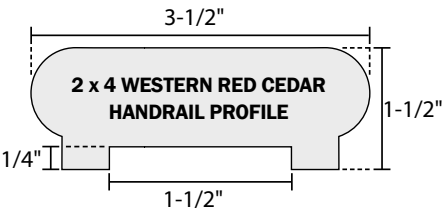
DOUGLAS FIR BALUSTERS & POSTS			
Product Code	Nominal	Actual	Lengths
FLS22L	2 x 2	1-1/2" x 1-1/2"	3', 4'
FLS24L	2 X 4	1-1/2" x	
FLS26L	2 X 6	1-1/2" x 5-1/2"	6'-20'
FLS44L	4 x 4	3-1/2" x 3-1/2"	6'-20'

DOUGLAS FIR TIMBERS			
CMG FIR TIMBERS			
Product Code	Nominal	Actual	Lengths
FMS46L	4 x 6	3-1/2" x 5-1/2"	8'-20'
FMS48L	4 x 8	3-1/2" x 7-1/4"	8'-20'
FMS410L	4 x 10	3-1/2" x 9-1/4"	8'-20'
FMS412L	4 x 12	3-1/2" x 11-1/4"	8'-20'
FMS66L	6 x 6	5-1/2" x 5-1/2"	8'-20'



WESTERN RED CEDAR

A+ POSTS & CLEAR TIMBERS			
A+ Cedar Posts			
Product Code	Nominal	Actual	Lengths
CFS44L	4 x 4	3-1/2" x 3-1/2"	6'-16'
CFS46L	4 x 6	3-1/2" x 5-1/2"	8'-20'
CFS48L	4 x 8	3-1/2" x 7-1/4"	8'-20'
CFS66L	6 x 6	5-1/2" x 5-1/2"	8'-20'
A+ Balusters S4S			
Product Code	Nominal	Actual	Lengths
CFS223L	2 x 2 x 3	1-1/2" x 1-1/2"	3'
CFS224L	2 x 2 x 4	1-1/2" x 1-1/2"	4'
Handrail Profile			
Product Code	Nominal	Actual	Lengths
CDRTB2-8	2 x 4 x 8	1-3/8" x 3-3/16"	8'
CDRTB2-12	2 x 4 x 12	1-3/8" x 3-3/16"	12'



POST CAPS

CEDAR POST CAPS			
Mfr. Item	Image	Size	Description
W8701381		4" x 4"	Finial
W8701382		4" x 4"	Flat Top
W8703358		5.25" x 5.25"	Flat Top
W8701642		6" x 6"	Flat Top
W8701383		4" x 4"	Pyramid
W8701830		5" x 5"	Pyramid
W8703357		5.25" x 5.25"	Pyramid
W8701641		6" x 6"	Pyramid
W8701384		4" x 4"	Copper Pyramid - Large
W8701669		6" X 6"	Copper Pyramid - Large
W8701387		4" x 4"	Copper Flat Top
W8701388		4" x 4"	Copper Pyramid - Small
W8701392		4" x 4"	Ball Top, 4.5" Diameter
W8701393		4" x 4"	Flat Bottom
W8701391		4" x 4"	Cottage Grade Flat Top
W8701389		4" x 4"	Cottage Grade Pyramid

MAHOGANY POST CAPS			
Mfr. Item	Image	Size	Description
W8701879		4" x 4"	Flat Top
W8703141		6" x 6"	Flat Top
W8701884		4" x 4"	Pyramid
W8703126		6" x 6"	Pyramid

TREATED POST CAPS			
Mfr. Item	Image	Size	Description
W8702033		4" x 4"	Pyramid
W8703167		6" x 6"	Pyramid
W8702032		4" x 4"	Flat Top
W8702037		4" x 4"	Cottage Grade Flat Top
W8702038		4" x 4"	Cottage Grade Pyramid



COPPER POST CROWN			
Mfr. Item	Image	Size	Description
W8701845		4" x 4"	Copper Post Crown





LATTICE

CEDAR LATTICE PANELS					
Product Code	Grade	Pattern	Spacing	Thickness	Size
W8101145	Clear	Diagonal	Privacy	Heavy Duty	4 x 8
W8101096	Clear	Diagonal	Privacy	Standard	4 x 8
W8101156	Clear	Square	Privacy	Heavy Duty	4 x 8
W8101115	Clear	Square	Privacy	Standard	4 x 8
W8101125	#1	Diagonal	Garden	Heavy Duty	4 x 8
W8101070	#1	Diagonal	Garden	Standard	4 x 8
W8101140	#1	Diagonal	Privacy	Heavy Duty	4 x 8
W8101090	#1	Diagonal	Privacy	Standard	4 x 8
W8101151	#1	Square	Garden	Heavy Duty	4 x 8
W8101154	#1	Square	Privacy	Heavy Duty	4 x 8
W8101114	#1	Square	Privacy	Standard	4 x 8
TREATED LATTICE PANELS					
Product Code	Grade	Pattern	Spacing	Thickness	Size
W8103218	#1 Prem	Diagonal	Garden	Standard	4 x 8
W8103225	#1 Prem	Diagonal	Privacy	Heavy Duty	4 x 8
W8103219	#1 Prem	Diagonal	Privacy	Standard	4 x 8
W8103238	#1 Prem	Square	Privacy	Heavy Duty	4 x 8
W8103237	#1 Prem	Square	Privacy	Standard	4 x 8
W8103233	Select	Diagonal	Garden	Heavy Duty	4 x 8
W8103228	Select	Diagonal	Garden	Standard	4 x 8
W8103234	Select	Diagonal	Privacy	Heavy Duty	4 x 8
W8103230	Select	Diagonal	Privacy	Standard	4 x 8
W8103082	Select	Square	Privacy	Heavy Duty	4 x 8
MAHOGANY LATTICE PANELS					
Product Code	Grade	Pattern	Spacing	Thickness	Size
W8103330	Clear	Diagonal	Privacy	Heavy Duty	4 x 8
W8102058	Clear	Square	Privacy	Heavy Duty	4 x 8



LATTICE

ESTATE LATTICE - Stainless steel fasteners all items					
Product Code	Species	Grade	Pattern	Thickness	Size
W8103098	Cedar	#1	Catalina	13/16"	3 x 6
W8101588	Cedar	#1	Catalina	13/16"	4 x 8



LATTICE MOULDINGS				
Product Code	Species	Type	For Lattice Thickness	Size
W8151625	Cedar	Cap	Standard	1 x 2 x 96
W8151640	Cedar	Cap	Heavy Duty	2 x 2 x 96
W8151645	Cedar	Divider	Heavy Duty	2 x 2 x 96



PANEL SCREEN

PANEL SCREEN - Stainless steel fasteners all items					
Product Code	Species	Grade	Pattern	Thickness	Size
W8101209	Cedar	Clear	Moderna	13/16"	4 x 8
W8101203	Cedar	Clear	Moderna	13/16"	4 x 6
W8101258	Mahogany	Clear	Moderna	13/16"	4 x 8
W8101259	Mahogany	Clear	Moderna	13/16"	4 x 6







ELITE BEVEL SIDING COLLECTION  
CUSTOM ORDER

Bevel Colors	Chalky Blue	
	Country Red	
	Deep Charcoal	
	Harbor Grey	
	Khaki	
	Lava Gray	
	Mist Gray	
	Phoenix Fossil	
	Plunge Pool	
	Sage	
	Sandstone	
	Silver Dollar	
	Walnut	
	White	

- 14 finish-to-order colors are available with primer plus one coat.
- Custom colors are available upon request. A sample review and sign-off process is required prior to final approval of custom colors
- Backed by a 15-year limited finish warranty
- Pre-finished, FJ AYE smooth bevel siding (oil primer,with latex top coat, smooth side) is now in stock (white or gray).

**NOTE:** Due to possible reactions to western red cedar's rich tannins, it is best to avoid very light colors.



For additional information, please visit our website at [www.coastalfp.com](http://www.coastalfp.com)

ELITE PRE-FINISHED  
SHINGLE COLLECTION



Pre-Finished Shingle Colors	Autumn Brown	
	Autumn Gray	
	Corundum	
	Dark Ash	
	Kendall Charcoal	
	Monterey Grey	
	Phoenix Fossil	
	School House Brick	
	Taupe	

WEATHERING STAIN AGING ACCELERANT  
TINTED CLEAR SOLUTIONS & SEMI-TRANSPARENT STAIN

Weathering	Weathering Stain	
Natural Tone	Maximum Cedartone	

- Solid Color offerings are stained with PPG Machinecoat 100% acrylic, low VOC stain that provides mildew resistance, UV resistance and also repels water.
- 25 year limited warranty on 2 solid color coats against peeling and flaking.
- No finish warranty on Weathering or Maximum Cedartone stains.
- Custom colors are available. A set up charge applies if quantities are less then 40 boxes. A sample review and sign-off process is required prior to final approval of custom colors.
- Custom 3 coat finish may be available upon special request, in certain colors, with no enhanced warranty.



SBC EASTERN WHITE CEDAR  
SHINGLE COLLECTION

Solid Colors	Buzzards Bay Gray	
	Cape Cod Gray	
	Concord White	
	Driftwood Gray	
	Green Tea Lea	
	Harbor Gray	
	Montauk Sand	
	Monterey Gray	
	Nantucket Gray	
	Safari Beige	
	Sandstone	
	Sea Shell	
	Olympic Maximum 57503	
	Enviro Bleach	
	Bleaching Oil	
Weathering Agents	Weathering Stain	
	Gray Pro-prime	
Primer (Must be top coated within 6 months)	White Pro-prime	

SBC's exclusive dipping process provides a superior finish that is backed by its industry leading, Peace-of-Mind warranty program.

- 30-year warranty against wood decay (5-years on labor)
- 10-year finish warranty on Solid Color 1 Coat against flaking and peeling (2-years on labor)
- 25-year finish warranty on Solid Color 2 Coat against flaking and peeling (5 -years on labor)

Custom finishing is available for all wood species upon request.

Mix or match shingles, bevel siding, & patterns using a color from our Coastal Color Palette shown here or submit your own color choice.

**Note:** A set-up charge may apply on small orders. Check with your retailer or Coastal representative for more information.



Colors shown on these pages are for reference only.  
Please refer to actual color samples before ordering.







**The Distribution Partner You Can Count On**

**COASTAL FOREST PRODUCTS OFFERS**

its customers a broad selection of high quality products, knowledgeable and customer focused employees, covered storage for the majority of our inventory, quality pre-finishing services , professional and prompt delivery with our own fleet, in-house engineering & technical expertise, and solutions tailored to meet each of our dealer's unique business needs.

visit



660 River Road | Bow, NH 03304 | 1.800.932.9663 | [www.coastalfp.com](http://www.coastalfp.com)

