


CFP CUSTOM PROFILES

CFP150 HANDRAIL - BREADLOAF 2X4
CFP151 HANDRAIL - BREADLOAF 2X6



CFP204
CFP206
CFP208

CENTERMATCH
S2S & CM 3/8" T&G



CFP234
CFP236
CFP238

CENTERMATCH NICKEL GAP
S2S & CM 3/8" T&G w/ 1/8" NG



CFP264
CFP266
CFP268

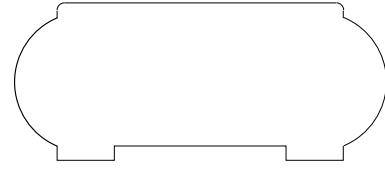
V-MATCH WP4
WP4 (B)



CFP275 ----- 5/8 X4 EB
CFP287 ----- 5/8 X6 EB




CFP160 HANDRAIL - TRADITIONAL 2X4
CFP161 HANDRAIL - TRADITIONAL 2X6




CFP224
CFP226
CFP228

CENTERMATCH
S2S & CM 1/4" T&G

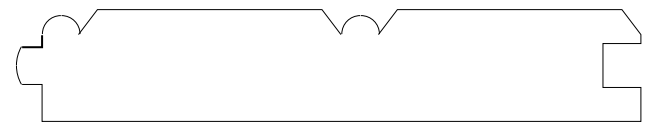


CFP254
CFP256
CFP258

WP4 (A)

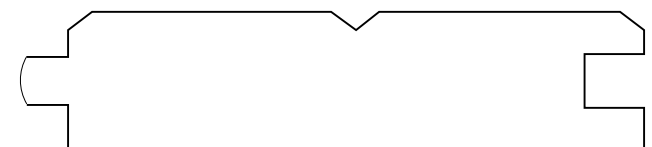


CFP274 ----- 5/8 X4 E & CB
CFP284 ----- 1X4 E & CB
CFP286 ----- 1X6 E & CB



CFP276
CFP277
CFP278

E + CV CEILING



CFP CUSTOM PROFILES


CFP294
CFP296 EV CEILING
CFP298



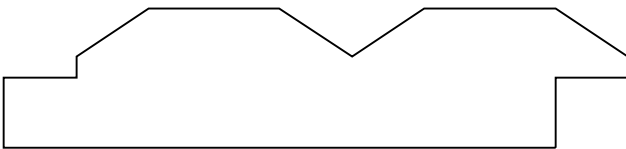
CFP314
CFP316 SHIPLAP 1/2" LAP w/
CFP318 1/8" NICKEL GAP



CFP336 1x8 CHANNEL RUSTIC SIDING
CFP338 1-3/4" & 1/2" TONGUES



CFP354
CFP356 V-CV RUSTIC 3/8" LAP
CFP358




CFP304
CFP306 SHIPLAP 1/2" LAP
CFP308



CFP324
CFP326 SHIPLAP 3/8" LAP
CFP328



CFP344
CFP346 V RUSTIC 3/8" LAP
CFP348



GROOVED DECKING

CFP501 ----- 5/4 x6 1 SIDE
CFP511 ----- 5/4 X4 1SIDE
CFP521 ----- 1X4 1 SIDE



CFP502 ----- 5/4 x6 2 SIDES
CFP512 ----- 5/4 X4 2 SIDES
CFP522 ----- 1X4 2 SIDES



DRAWINGS ARE FOR REFERENCE ONLY AND ARE NOT TO SCALE. CONTACT YOUR COASTAL REP FOR SCALED DRAWINGS.