

COASTAL FOREST PRODUCTS

Every piece matters and PWT knows it. We're here to support your project from inception to creation in every way we can.

PWT TREATED
TREATED RIGHT
BY PWT

PWT Treated™ LVL

The only real alternative to pressure-treated lumber for deck builders.

Introducing the most boundary-breaking Laminated Veneer Lumber on the market. PWT Treated LVL delivers consistent dimensions, unmatched strength and exceptional load capacity. Our LVL is treated from the inside out which ensures durability. PWT Treated LVL stays straight, which means your deck boards stay flat and straight.

PWT Treated LVL is the only LVL that's treated for exterior deck construction. And because it's LVL, it's stronger, straighter and more stable—resulting in the best sub-structure for any deck you build regardless of size or design. It also comes with a 25-year warranty thanks to the unique Tru-Core® treatment—applied to each veneer layer—protecting against damage from decay, fungal rot and wood-destroying insects. We're revolutionizing deck building.

Which deck would you rather build?

PWT Treated LVL deck on the left or the deck on the right?

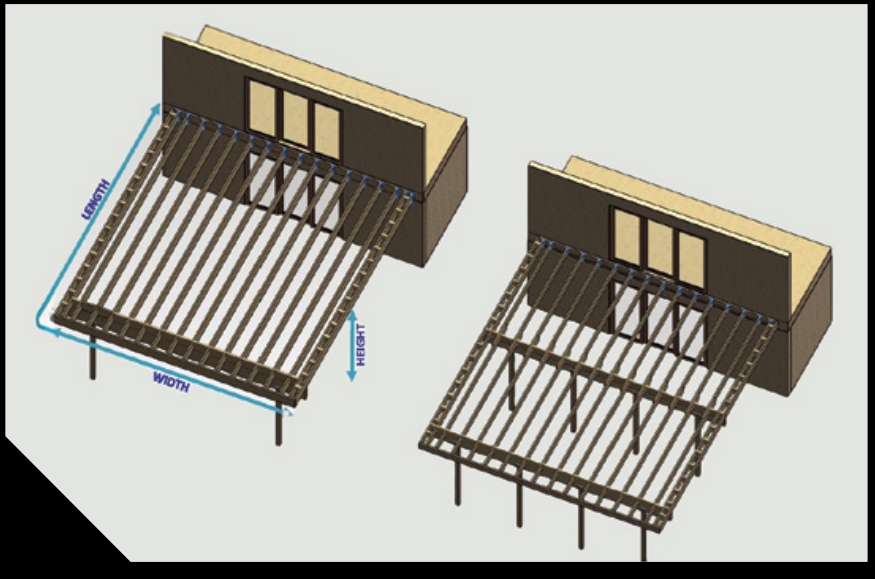



The many advantages of PWT Treated™ LVL

Let's look at all of the benefits of PWT Treated LVL. They really add up fast:

- Because it's composed of layers of veneer bonded together under heat and pressure, PWT Treated LVL resists warping, movement and shrinking. The result: less bowing, twisting, cupping or crowning.
- The Tru-Core® treatment permeates the veneer layers during the manufacturing process, resulting in a 25-year warranty against damage from decay, fungal rot and wood-destroying insects.
- PWT Treated LVL is manufactured in large billets that can be cut down into a range of widths and lengths. That means deck builders have a wider selection of sizes and can use longer deck beams and joists to support decking. The result? Uninterrupted sight lines with fewer column supports. And, with longer spans, they can build a bigger deck with the same number of columns and beams.
- Because it's LVL, PWT Treated LVL provides greater strength and load capacities, which are critical to the performance and safety of the entire deck system.
- PWT Treated LVL is a total sub-structure solution because it can be used for deck joists, beams, ledgers, stair stringers and bridging.
- PWT Treated LVL is the perfect match for composite decking surfaces such as Trex®, TimberTech®, AZEK®, Fiberon® and others—with a comparable warranty.
- Unlike traditional pressure treated lumber, PWT Treated LVL can be painted or stained immediately at the time of installation. There's no need to wait to finish the job.



The deck builders' clients now demand more because they've learned to expect long-lasting performance and minimal maintenance from composite decking surfaces. They also expect more innovation and greater flexibility in the overall design and construction from architects and builders.

PWT Treated LVL delivers on all of those demands. It also gives the deck builder major advantages over competitors. The arrival of PWT Treated LVL is a true revolution in the deck building industry.

Proudly distributed by Coastal Forest Products

These spans are from the PWT Treated LVL Tech Guide. All procedures and guidelines in the Tech Guide must be followed. The Tech Guide and Installation Guide are available on the PWT website, pwtewp.com.

PWT Treated LVL Joist Lengths

CODE MINIMUMS

DRY USE – 40 PSF LIVE LOAD AND 10 PSF DEAD LOAD – L/360

Product	Nominal Size [in]	Actual Size [in]	Joist Spacing (o.c.)		
			12"	16"	24"
PWT Treated LVL	2 x 6	1-1/2 x 5-1/2	11' 6"	10' 6"	9' 2"
	2 x 8	1-1/2 x 7-1/4	15' 2"	13' 9"	12' 0"
	2 x 10	1-1/2 x 9-1/4	19' 4"	17' 7"	15' 4"
	2 x 12	1-1/2 x 11-1/4	23' 6"	21' 4"	18' 7"
Pressure Treated No. 2 Southern pine	2 x 8	1-1/2 x 7-1/4	12' 10"	11' 1"	9' 1"
	2 x 10	1-1/2 x 9-1/4	15' 2"	13' 2"	10' 9"
	2 x 12	1-1/2 x 11-1/4	17' 10"	15' 6"	12' 8"
Pressure Treated No. 2 Hem-fir (incised)	2 x 8	1-1/2 x 7-1/4	12' 1"	10' 5"	8' 6"
	2 x 10	1-1/2 x 9-1/4	14' 8"	12' 9"	10' 5"
	2 x 12	1-1/2 x 11-1/4	17' 0"	14' 9"	12' 1"

DRY USE – 60 PSF LIVE LOAD AND 10 PSF DEAD LOAD – L/360

Product	Nominal Size [in]	Actual Size [in]	Joist Spacing (o.c.)		
			12"	16"	24"
PWT Treated LVL	2 x 6	1-1/2 x 5-1/2	10' 1"	9' 2"	7' 11"
	2 x 8	1-1/2 x 7-1/4	13' 3"	12' 0"	10' 6"
	2 x 10	1-1/2 x 9-1/4	16' 10"	15' 4"	13' 4"
	2 x 12	1-1/2 x 11-1/4	20' 6"	18' 7"	16' 2"
Pressure Treated No. 2 Southern pine	2 x 8	1-1/2 x 7-1/4	10' 10"	9' 5"	7' 8"
	2 x 10	1-1/2 x 9-1/4	12' 10"	11' 2"	9' 1"
	2 x 12	1-1/2 x 11-1/4	15' 1"	13' 1"	10' 9"
Pressure Treated No. 2 Hem-fir (incised)	2 x 8	1-1/2 x 7-1/4	10' 2"	8' 10"	7' 3"
	2 x 10	1-1/2 x 9-1/4	12' 5"	10' 9"	8' 10"
	2 x 12	1-1/2 x 11-1/4	14' 5"	12' 6"	10' 2"

Notes:

1. Spans are the overall length of a simple span. Up to a 2' cantilever can be added to the overall length at one end.
2. End bearing length must be at least 1.5".
3. Cantilever bearing length must be at least 3".
4. Joists require support across their full thickness or width.
5. Joist tables are based upon 100% duration of load.
6. Use the Exacte by PWT software for conditions outside the scope of this guide.
7. Lateral bracing for the compression edge must be provided.
8. Provide support to prevent lateral movement and rotation at the bearings.
9. The spans for Pressure Treated Dimension Lumber are provided as a reference only. Do not use these spans for specification or design.
10. Dry use (dry service) for structural composite lumber products refers to an application where the in-service equilibrium moisture content of wood is less than 16%.

Not all exterior conditions are wet-use and not all interior conditions are dry use. See *What are wet-use conditions* on our website for more information on this subject.

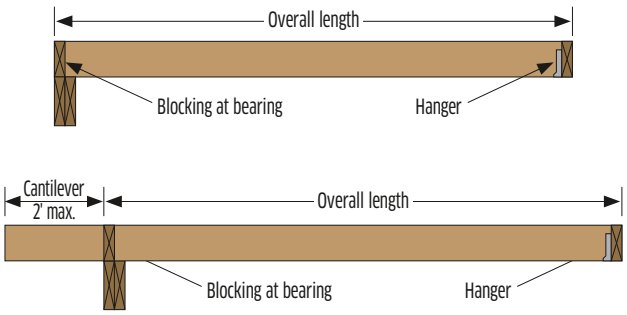

PWT Treated LVL Beam Spans

CODE MINIMUMS

DRY USE – 40 PSF LIVE LOAD AND 10 PSF DEAD LOAD – L/360

Size [in]	Deck Joist Overall Length with 2' Cantilever [ft]						
	6	8	10	12	14	16	18
	Deck Joist Overall Length [ft]						
	10	12	14	16	18	20	22
2-ply 1-3/4 x 9-1/2	15'-1"	14'-4"	13'-8"	13'-1"	12'-8"	12'-2"	11'-10"
2-ply 1-3/4 x 11-7/8	18'-10"	17'-10"	17'-0"	16'-4"	15'-9"	15'-2"	14'-9"
2-ply 1-3/4 x 14	22'-2"	21'-0"	20'-0"	19'-2"	18'-6"	17'-10"	17'-4"
2-ply 1-3/4 x 16	25'-3"	24'-0"	22'-10"	21'-11"	21'-1"	20'-4"	19'-9"
2-ply 1-3/4 x 18	28'-5"	26'-11"	25'-8"	24'-7"	23'-8"	22'-11"	22'-2"
3-ply 1-3/4 x 9-1/2	17'-4"	16'-5"	15'-8"	15'-1"	14'-6"	14'-0"	13'-7"
3-ply 1-3/4 x 11-7/8	21'-7"	20'-6"	19'-7"	18'-9"	18'-1"	17'-5"	16'-11"
3-ply 1-3/4 x 14	25'-5"	24'-1"	23'-0"	22'-1"	21'-3"	20'-6"	19'-11"
3-ply 1-3/4 x 16	29'-0"	27'-6"	26'-3"	25'-2"	24'-3"	23'-5"	22'-8"
3-ply 1-3/4 x 18	32'-7"	30'-11"	29'-6"	28'-3"	27'-3"	26'-4"	25'-6"

DRY USE – 60 PSF LIVE LOAD AND 10 PSF DEAD LOAD – L/360

Size [in]	Deck Joist Overall Length with 2' Cantilever [ft]						
	6	8	10	12	14	16	18
	Deck Joist Overall Length [ft]						
	10	12	14	16	18	20	22
2-ply 1-3/4 x 9-1/2	13'-2"	12'-6"	11'-11"	11'-5"	11'-0"	10'-7"	10'-3"
2-ply 1-3/4 x 11-7/8	16'-5"	15'-7"	14'-10"	14'-3"	13'-8"	13'-2"	12'-10"
2-ply 1-3/4 x 14	19'-3"	18'-4"	17'-5"	16'-9"	16'-1"	15'-6"	15'-0"
2-ply 1-3/4 x 16	22'-0"	20'-10"	19'-11"	19'-1"	18'-4"	17'-9"	17'-2"
2-ply 1-3/4 x 18	24'-9"	23'-5"	22'-4"	21'-5"	20'-7"	19'-11"	19'-3"
3-ply 1-3/4 x 9-1/2	15'-1"	14'-4"	13'-8"	13'-1"	12'-8"	12'-2"	11'-10"
3-ply 1-3/4 x 11-7/8	18'-10"	17'-10"	17'-0"	16'-4"	15'-9"	15'-2"	14'-9"
3-ply 1-3/4 x 14	22'-2"	21'-0"	20'-0"	19'-2"	18'-6"	17'-10"	17'-4"
3-ply 1-3/4 x 16	25'-3"	24'-0"	22'-10"	21'-11"	21'-1"	20'-4"	19'-9"
3-ply 1-3/4 x 18	28'-5"	26'-11"	25'-8"	24'-7"	23'-8"	22'-11"	22'-2"

Notes:

1. A single 3-1/2" thick beam may be substituted for a 2-ply 1-3/4". A single 5-1/4" thick beam may be substituted for a 3-ply 1-3/4".
2. Beams spans are defined as overall length, simple spans only.
3. Bearing length must be at least 3.5".
4. Beams require support across their full thickness or width.
5. Beam spans are based upon 100% duration of load.
6. When connecting multiple plies the member width shall be properly connected. Refer to the multiple-ply connections in the Tech Guide or Installation Guide for details.
7. Use the Exact by PWT software for conditions outside the scope of this guide.
8. Lateral bracing for the compression edge must be provided.
9. Provide support to prevent lateral movement and rotation at the bearings.

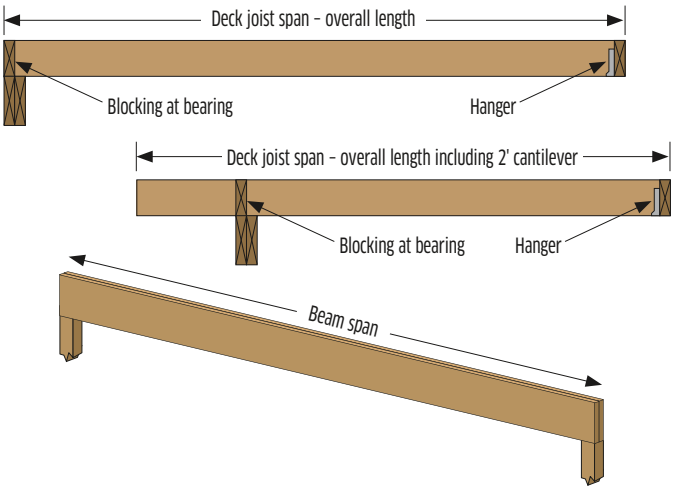

COASTAL FOREST PRODUCTS

PWT BUILD SOMETHING STRONGER

pwtewp.com